

Agenda

PENSION FUND COMMITTEE

Date: Wednesday 27 July 2016
Time: 1.00 pm
Venue: Mezzanine Room 3, County Hall, Aylesbury

Agenda Item	Page No
1 APOLOGIES FOR ABSENCE / CHANGES IN MEMBERSHIP	
2 DECLARATIONS OF INTEREST To disclose any Personal or Disclosable Pecuniary Interests	
3 MINUTES of the meeting held on 29 June 2016 to be agreed as an accurate record and signed by the Chairman.	3 - 6
4 ANNUAL ACCOUNTS AUDIT To be presented by Tom Slaughter, Grant Thornton Auditors and Julie Edwards, Pensions & Investments Manager, BCC.	7 - 74
5 ANNUAL REPORT 2015/16 To be presented by Cheryl Platts, Pensions Communications Officer, BCC.	75 - 180
6 FORWARD PLAN Forward Plan attached.	181 - 184
7 EXCLUSION OF THE PRESS AND PUBLIC To resolve to exclude the press and public as the following item is exempt by virtue of Paragraph 3 of Part 1 of Schedule 12a of the Local Government Act 1972 because it contains information relating to the financial or business affairs of any particular person (including the authority holding that information)	
8 CONFIDENTIAL MINUTES of the meeting held 29 June 2016 to be agreed as an accurate record and signed by the Chairman.	185 - 188

9	GLOBAL THEMATIC PARTNERS REVIEW To be presented by Mercer.	189 - 206
10	FUND MANAGER PRESENTATION: GLOBAL THEMATIC PARTNERS Presentation to be given from Global Thematic Partners.	207 - 236
11	TRAINING SESSION: INFRASTRUCTURE Training session to be covered by Nick Sykes and Matthew Passey, Mercer.	237 - 256
12	DATE OF NEXT MEETING 27 September 2016 at 10 a.m. in Mezzanine room 3, NCO, Aylesbury.	

If you would like to attend a meeting, but need extra help to do so, for example because of a disability, please contact us as early as possible, so that we can try to put the right support in place.

For further information please contact: Leslie Ashton on 01296 382290, email: lashton@buckscc.gov.uk

Members

Mr J Chilver (C)
Mr T Egleton
Mr P Hardy
Mr S Lambert
Mr D Martin
Mr R Scott (VC)
Mr J Gladwin, District Council representative
Mr D Carroll, Thames Valley Police

Minutes

PENSION FUND COMMITTEE

MINUTES OF THE MEETING OF THE PENSION FUND COMMITTEE HELD ON WEDNESDAY 29 JUNE 2016, IN MEZZANINE ROOM 2, COUNTY HALL, AYLESBURY, COMMENCING AT 1.00 PM AND CONCLUDING AT 1.55 PM.

MEMBERS PRESENT

Mr J Chilver, Mr S Lambert, Mr D Martin and Mr R Scott

OTHERS PRESENT

Julie Edwards, Pensions and Investments Manager
Mark Preston, Finance Director, Business Services Plus
Nick Sykes, Investment Consultant, Mercer
Leslie Ashton, Committee Assistant

AGENDA ITEM

1. ELECTION OF CHAIRMAN AND APPOINTMENT OF VICE-CHAIRMAN

Mr R Scott opened the meeting and proposed Mr J Chilver for Chairman. Mr D Martin seconded this nomination.

DECISION: Mr J Chilver was re-elected Chairman of the Pension Fund Committee.

The Chairman proposed Mr R Scott continues as Vice-Chairman. Mr D Martin seconded this.

DECISION: Mr R Scott was re-appointed Vice-Chairman of the Pension Fund Committee.

2. APOLOGIES FOR ABSENCE / CHANGES IN MEMBERSHIP

Apologies were received from Ms C Dobson, Mr J Gladwin and Mr P Hardy.

Notification had been received that Mr P McDonald was no longer the Milton Keynes Council representative on the Committee.



ACTION: Committee Assistant to establish who the MK representative would be moving forward prior to the next meeting.

3. DECLARATIONS OF INTEREST

There were no declarations of interest.

4. MINUTES

The minutes of the meeting held 23 May 2016 were agreed as an accurate record and signed by the Chairman.

Action points from the previous meeting were covered. Ms J Edwards advised that the increase noted in deferred members and number of opt outs was linked to an increased staff turnover with many members of staff only having remained in BCC employment for a relatively short period of time.

Ms J Edwards explained that she had made contact with Royal London Asset Management to request a statement covering the high level of turnover in fixed interest mandates and the response, once received would be shared with the Committee.

5. FORWARD PLAN

The Committee noted the Forward Plan. Ms J Edwards advised that it was expected that the final accounts would be presented at the next meeting in July. It was further confirmed that Global Thematic Partners (GTP) would be attending the meeting and a copy of their presentation would be requested prior to the meeting. Mr N Sykes advised that draft questions to be put to GTP would be prepared.

6. EXCLUSION OF THE PRESS AND PUBLIC

RESOLVED

That the press and public be excluded for the following item which is exempt by virtue of Paragraph 3 of Part 1 of Schedule 12a of the Local Government Act 1972 because it contains information relating to the financial or business affairs of any particular person (including the authority holding that information)

7. CONFIDENTIAL MINUTES

The Confidential minutes of the meeting held 23 May 2016 were agreed as an accurate record and signed by the Chairman.

8. LGPS REFORM UPDATE

The Committee received a detailed updated on the LGPS reform and discussed at length the information provided in reports.

RESOLVED

The Committee **ENDORSED** the joint submission from the Brunel Pension Partnership, including the Buckinghamshire Pension Fund.

The Committee formally **RECOMMENDED** that the Council agree, in principle, to the establishment of a Local Authority Company with the other Brunel founder funds, in which Buckinghamshire County Council would own an equal share arrangement with other Members of the Brunel Partnership.

The Committee **AUTHORISED** the Director of Assurance to continue negotiating as necessary with other Fund Members on the detail of the proposition and, in consultation with the Chairman of the Pension Fund Committee, to agree the terms of any final agreement, reporting back to this Committee in the normal manner;

The Committee **AUTHORISED** the Monitoring Officer to execute all necessary legal documents or formal agreements required to be agreed by the Council to give effect to the proposals concluded in line with the above.

9. DATE OF NEXT MEETING

27 July 2016 at 1 p.m. in Mezzanine room 3, NCO, Aylesbury

CHAIRMAN

Pension Fund Committee

Title: Audit of the Pension Fund Accounts for 2015/16

Date: 27 July 2016

Author: Finance Director, Business Services Plus

Contact officer: Julie Edwards 01296 383910

Electoral divisions affected: N/A

Summary

To present Grant Thornton's report on any significant findings from its audit of the Pension Fund Accounts.

Recommendation

The Committee is asked to NOTE the Accounts for the financial year ended 31 March 2016, to NOTE Grant Thornton's Audit Findings Report and to NOTE the Letter of Representation.

Resource implications

- 1 There are none arising directly from this report.

Other implications/issues

- 2 The Pension Fund's Unaudited Statement of Accounts were presented to the Pension Fund Committee at its meeting on 23 May 2016 and the Regulatory and Audit Committee as part of the Council's overall unaudited Statement of Accounts on 25 May 2016. They were signed by the Director of Assurance, the Council's appointed S151 officer. Grant Thornton audited the Pension Fund Accounts during June and we anticipate that Grant Thornton will issue an unqualified audit opinion on the pension fund's financial statements. There were no changes to the Net Assets Statements. The Accounts are attached as Appendix 1, there were some changes to note 12 – the changes are highlighted in the document.
- 3 Representatives from Grant Thornton will attend this meeting to present their Audit Findings Report, see Appendix 2. The Letter of Representation from the administering authority is also attached as Appendix 3.

- 4 As a consequence of the audit, changes to the fair value hierarchy disclosures, Note 12, of the accounts were agreed. This is due to the introduction of IFRS 13 for 2015/16 which adds greater clarity around how the fair value disclosures should be presented. Pooled investment vehicle investments of £612,221k relating to the Legal & General indexed equity and bond funds and Royal London Asset Management Sterling EX Y BD-Z fund were reclassified from Level 3 to Level 1. Property – unit trust investments of £186,330k relating to the Aviva investment portfolio were reclassified from Level 3 to Level 2. Dividend income receivable, cash deposits, current assets and current liabilities of £7,157k, £69,072k, £12,468k and £(4,764)k respectively were reclassified from Level 1 to Level 2.
- 5 The basis for this is that the LGIM investment and RLAM holding both have quoted prices so should be Level 1, even though the underlying assets that they invest in are Level 3. The property unit trust should be Level 2 as there is available market data. For dividend income receivable, cash deposits, current assets and current liabilities Grant Thornton recommended moving from Level 1 to Level 2. It should be noted that it is which Level the assets are classified rather than the amount disclosed in the accounts which has changed. In relation to all of the above the 2014/15 comparatives have been restated.
- 6 The Accounts, Grant Thornton’s Audit Findings Report for the Pension Fund will be reported to the Regulatory & Audit Committee on 28 July 2016. Members of this Committee are requested to comment on the Statement of Accounts, the Audit Findings Report and the Letter of Representation.

Feedback from consultation, Local Area Forums and Local Member views (if relevant)

- 7 Not applicable

Background Papers

Statement of Accounts for the Year Ended 31 March 2016

<http://www.buckscc.gov.uk/about-your-council/finance/accounts/>



Buckinghamshire County Council Pension Fund

Statement of Accounts

For the year ended 31 March 2016

DRAFT - AUDITOR'S REPORT TO THE MEMBERS OF BUCKINGHAMSHIRE COUNTY COUNCIL

We have audited the pension fund financial statements of Buckinghamshire County Council (the "Authority") for the year ended 31 March 2016 under the Local Audit and Accountability Act 2014 (the "Act"). The pension fund financial statements comprise the Pension Fund Account, the Net Assets Statement and the related notes. The financial reporting framework that has been applied in their preparation is applicable law and the CIPFA/LASAAC Code of Practice on Local Authority Accounting in the United Kingdom 2015/16.

This report is made solely to the members of the Authority, as a body, in accordance with Part 5 of the Act and as set out in paragraph 43 of the Statement of Responsibilities of Auditors and Audited Bodies published by Public Sector Audit Appointments Limited. Our audit work has been undertaken so that we might state to the members those matters we are required to state to them in an auditor's report and for no other purpose. To the fullest extent permitted by law, we do not accept or assume responsibility to anyone other than the Authority and the Authority's members as a body, for our audit work, for this report, or for the opinions we have formed.

Respective responsibilities of the Director of Assurance and auditor

As explained more fully in the Statement of Responsibilities for the Statement of Accounts, the Director of Assurance is responsible for the preparation of the Authority's Statement of Accounts, which includes the pension fund financial statements, in accordance with proper practices as set out in the CIPFA/LASAAC Code of Practice on Local Authority Accounting in the United Kingdom 2015/16, which give a true and fair view. Our responsibility is to audit and express an opinion on the pension fund financial statements in accordance with applicable law and International Standards on Auditing (UK and Ireland). Those standards require us to comply with the Auditing Practices Board's Ethical Standards for Auditors.

Scope of the audit of the pension fund financial statements

An audit involves obtaining evidence about the amounts and disclosures in the financial statements sufficient to give reasonable assurance that the financial statements are free from material misstatement, whether caused by fraud or error. This includes an assessment of whether the accounting policies are appropriate to the pension fund's circumstances and have been consistently applied and adequately disclosed; the reasonableness of significant accounting estimates made by the Director of Assurance; and the overall presentation of the pension fund financial statements. In addition, we read all the financial and non-financial information in the Authority's Statement of Accounts to identify material inconsistencies with the audited pension fund financial statements and to identify any information that is apparently materially incorrect based on, or materially inconsistent with, the knowledge acquired by us in the course of performing the audit. If we become aware of any apparent material misstatements or inconsistencies we consider the implications for our report.

Opinion on the pension fund financial statements

In our opinion the pension fund financial statements:

- present a true and fair view of the financial transactions of the pension fund during the year ended 31 March 2016 and of the amount and disposition at that date of the fund's assets and liabilities; and
- have been properly prepared in accordance with the CIPFA/LASAAC Code of Practice on Local Authority Accounting in the United Kingdom 2015/16 and applicable law.

Opinion on other matters

In our opinion, the other information published together with the audited pension fund financial statements in the Authority's Statement of Accounts is consistent with the audited pension fund financial statements.

Emily Hill

for and on behalf of Grant Thornton UK LLP, Appointed Auditor

Grant Thornton House
Euston Square
Melton Street
London
NW1 2EP

To be dated, 2016

Pension Fund Accounts

Description of the Fund	5
Membership of the Fund	5
Statement of Investment Principles (SIP).....	5
Further Information.....	6
Pension Fund Account for the Year Ended 31 March 2016	6
Net Assets Statement	7
1. Basis of Preparation.....	7
2. Accounting Policies and Critical Judgements in Applying Accounting Policies	7
3. Contributions.....	10
4. Transfer Values.....	10
5. Benefits.....	11
6. Payments to and on Account of Leavers.....	11
7. Management Expenses	11
8. Investment Income.....	12
9. Investments.....	12
10. Investment Management Arrangements	14
11. Analysis of the Value of Investments.....	15
12. Financial Instruments	16
13. Additional Financial Risk Management Disclosures	20
14. Related Parties.....	25
15. Current Assets and Liabilities	26
16. Taxes on Income.....	27
17. Actuarial Position of the Fund.....	27
18. Actuarial Present Value of Promised Retirement Benefits.....	28
19. Contingent Liabilities and Contractual Commitments	29
20. Additional Voluntary Contributions (AVCs).....	30
21. List of Scheduled and Admitted Bodies.....	31

Description of the Fund

Buckinghamshire County Council Pension Fund (the Fund) is part of the Local Government Pension Scheme and is administered by Buckinghamshire County Council. Organisations participating in the Fund include the County Council, Milton Keynes Council, the district and parish Councils of Buckinghamshire, Thames Valley Police, Buckinghamshire Fire and Rescue Service, and other scheduled and admitted bodies. These are listed in Note 21 to these Financial Statements. Teachers, fire fighters and police officers, for whom separate pension schemes apply, are excluded from the Pension Fund.

The purpose of the Pension Fund is to provide defined benefits for employees and their widows, widowers and children, based on pay and past service. From 1 April 2014, the scheme became a career average scheme, whereby members accrue benefits based on their pensionable pay in that year at an accrual rate of 1/49th. Employee contribution bands range from 5.5% to 12.5% of pensionable pay for the year ending 31 March 2016. In April 2014 a 50/50 option was introduced which means members can pay half their contribution rate and build up half the pension benefit whilst retaining full value of other scheme benefits such as death in service lump sum and ill health cover. Accrued pension is revised annually in line with the Consumer Prices Index. Prior to 1 April 2014, pension benefits under the LGPS were based on final pensionable pay and length of pensionable service. More details of benefits provided under the scheme are available on the Council's pension website.

<http://www.bucksc.gov.uk/about-your-council/local-government-pension-fund/scheme-members/>

As part of the budget statement in July 2015, the Chancellor announced the Government's intention to work with LGPS administering authorities to develop proposals for the pooling of investments to significantly reduce costs, while maintaining overall investment performance. As a result of the announcement, the Buckinghamshire Fund submitted an initial proposal as part of the Brunel Pension Partnership with the South West Pension Funds and Oxfordshire Pension Fund in February 2016. Further work is ongoing to develop the submission. A Shadow Operations Group (SOG) has been established, the primary purpose of the SOG is to develop the final proposal for the Brunel Pension Partnership. Its role includes defining and arranging delivery of any further work required to enable the implementation of the Brunel Collective Asset Pool (the "Brunel CAP"). A Shadow Oversight Board (SOB) has been established, the primary purpose of the SOB is to support fund officers to develop the final proposal for the Brunel Pension Partnership. Its role includes in particular monitoring, scrutinising and overseeing the SOG as it seeks to develop the final proposal.

Membership of the Fund

The following summarises the membership of the Fund:

31 March 2015	Membership of the Fund	31 March 2016
25,112	Contributors	24,552
15,900	Pensioners	16,728
21,791	Deferred pensioners	24,362
62,803	Total Membership of the Fund	65,642

Statement of Investment Principles (SIP)

In order to ensure the proper management of the Fund, the Council has adopted a Statement of Investment Principles (SIP) in relation to the investment of the Pension Fund's assets. The SIP can be viewed on the Council's pension website.

[Statement of investment principles - Buckinghamshire County Council](#)

Pension Fund Accounts

Further Information

The County Council publishes a separate Annual Report on the Pension Fund, which gives more detailed information, a copy can be viewed on the Council's pension website.

<http://www.bucksc.gov.uk/bcc/pensions/investments/accounts.page>

Pension Fund Account for the Year Ended 31 March 2016

The Pension Fund Accounts contain two core statements, the Pension Fund Account and the Net Assets Statement. Each of the statements is accompanied by supplementary notes providing additional detail to the figures presented.

31 March 2015 £000	Pension Fund Account	Note	31 March 2016 £000
	Dealings with Members, Employers and Others directly Involved in the Fund		
	Income		
107,376	Contributions	3	114,867
4,238	Transfers in from other pension funds	4	5,822
107	Other income		118
111,721			120,807
	Benefits	5	
(75,543)	Pensions		(78,605)
(20,542)	Commutation of pensions and lump sums		(22,302)
	Payments to and on Account of Leavers	6	
172	Refunds of contributions		(345)
(5,708)	Transfers out to other pension funds		(3,033)
(101,621)			(104,285)
10,100	Net Additions from Dealings with Members		16,522
(15,619)	Management expenses	7	(15,807)
	Returns on Investments		
34,769	Investment income	8	43,057
236,012	Profits and losses on disposal of investments and changes in value of investments	9	(27,018)
(1,310)	Taxes on income	16	(1,259)
269,471	Net Returns on Investments		14,780
263,952	Net Increase/(Decrease) in the Net Assets Available for Benefits During the Year		15,495
1,941,806	Net Assets of the Fund Available to Fund Benefits at 1 April		2,205,758
2,205,758	Net Assets of the Fund Available to Fund Benefits at 31 March		2,221,253

Net Assets Statement

31 March 2015 £000	Net Assets Statement	Note	31 March 2016 £000
	Investments		
	Fixed interest securities		
23,432	▪ Public sector		32,425
194,261	▪ Other		187,358
683,237	Equities - quoted		647,352
87,050	Index-linked securities		88,460
983,239	Pooled investment vehicles		995,693
160,074	Unit trusts - property		186,330
50,197	Cash deposits		69,072
606	Derivative contracts		(298)
6,453	Dividend income receivable		7,157
2,188,549	Net Investments	11	2,213,549
-	- Borrowings - sterling		-
22,355	Current assets	15	12,468
(5,146)	Current liabilities	15	(4,764)
2,205,758	Net Assets of the Fund Available to Fund Benefits at 31 March		2,221,253

1. Basis of Preparation

The accounts summarise the fund's transactions for the 2015/16 financial year and its position at year end as at 31 March 2016. The accounts have been prepared in accordance with the Code of Practice on Local Authority Accounting (the Code), which is based on International Financial Reporting Standards (IFRS), as amended for the UK public sector.

The accounts summarise the transactions of the Fund and report on the net assets available to pay pension benefits. The accounts do not take account of obligations to pay pensions and benefits which fall due after the end of the financial year. The actuarial present value of promised retirement benefits is disclosed at Note 18 of these accounts.

The Pension Fund is administered by Buckinghamshire County Council, but the Fund balances are not included in Buckinghamshire County Council's Consolidated Balance Sheet.

2. Accounting Policies and Critical Judgements in Applying Accounting Policies

Accounting Policies
Accruals of Income and Expenditure

The financial statements are prepared on an accruals basis, unless otherwise stated. That is, income and expenditure are recognised as they are earned or incurred, not as they are received or paid.

Contributions, benefits and investment income are included on an accruals basis. All settlements for buying and selling investments are accrued on the day of trading. Interest on deposits is accrued if not received by the end of the financial year. Investment management expenses are accounted for on an accruals basis. Administrative expenses are accounted for on an accruals basis, staff costs are paid by Buckinghamshire County Council then recharged to the Pension Fund at the year end. Where income and expenditure has been recognised but cash has not been received or paid, a debtor or creditor for the relevant amount is recorded in the Net Assets Statement.

Pension Fund Accounts

Some additional payments are made to beneficiaries on behalf of certain employers. These payments are subsequently reimbursed by those employers. The figures contained in the accounts are shown exclusive of both payments and reimbursements.

Employers' augmentation contributions and pension strain contributions are accounted for in the period in which the liability arises. Individual transfers in / out are accounted for when received / paid, which is normally when the member liability is accepted or discharged.

Investment Income

Interest income is recognised in the fund account as it accrues, using the effective interest rate of the financial instrument as at the date of acquisition or origination. Dividend income is recognised on the date the shares are quoted ex-dividend. Any amount not received by the end of the reporting period is disclosed in the net assets statement as dividend income receivable. Changes in the net market value of investments are recognised as income and comprise all realised and unrealised profits / losses during the year.

Benefits Payable

Pensions and lump sum benefits payable include all amounts known to be due as at the end of the financial year. Any amounts due but unpaid are disclosed in the net assets statement as current liabilities.

Management Expenses

All management expenses are accounted for on an accruals basis. Fees of the external investment managers and custodian are agreed in the respective mandates governing their appointments. These are based on the market value of the investments under their management and therefore increase or reduce as the value of these investments change.

In addition, the Fund has negotiated with the following managers that an element of their fee be performance related:

- Global Thematic Partners – global equities
- Investec Asset Management – global equities
- Mirabaud – UK equities
- Royal London Asset Management – bonds
- Schroders – global equities
- Standard Life – UK equities

Financial Instruments

Financial Instruments that are “held for trading” are classified as financial assets and liabilities at fair value through profit or loss when the financial instrument is:

- Acquired or incurred principally for the purpose of selling or repurchasing it in the near term, or
- Part of a portfolio of identified financial instruments that are managed together and for which there is evidence of a recent actual pattern of short-term profit taking, or
- A derivative.

Financial assets and liabilities at fair value through profit or loss are initially recognised at fair value excluding transaction costs and carried at fair value without any deduction for transaction costs that would be incurred on sale or disposal.

Financial instruments have been classified as Loans and Receivables when they have fixed or determinable payments and are not quoted in an active market. Loans and receivables are initially recognised at Fair Value and carried at historic cost as they are all short term.

The value of market quoted investments is determined by the bid market price ruling on the final day of the accounting period. Fixed interest securities are recorded at net market value based on their current yields. Pooled investments in property funds, equity funds, fixed interest funds, private equity funds and hedge fund of funds are valued by the fund manager in accordance with industry guidelines.

Foreign Currency Transactions

Foreign currency transactions are translated into sterling at the exchange rate ruling at the date of transaction. End of year spot market exchange rates are used to value cash balances held in foreign currency bank accounts, market values of overseas investments and purchases and sales outstanding at the end of the reporting period.

Derivatives

The Fund uses derivative financial instruments to manage its exposure to certain risks arising from its investment activities. The Fund does not hold derivatives for speculative purposes. Currently the Fund only holds forward currency contracts. The future value of the forward currency contracts is based on market forward exchange rates at the year end date and determined as the gain or loss that would arise if the outstanding contract were matched at the year end with an equal and opposite contract.

Cash and Cash Equivalents

Cash comprises cash in hand and demand deposits. Cash equivalents are short term, highly liquid investments that are readily convertible to known amounts of cash and that are subject to minimal risk of changes in value.

Contingent Assets and Liabilities

Contingent liabilities are disclosed by way of a note when there is a possible obligation which may require a payment or a transfer of economic benefits. The timing of the economic transfer and the level of certainty attaching to the event are such that it would be inappropriate to make a provision.

Contingent assets are disclosed by way of a note where inflow or a receipt or an economic benefit is possible and whose existence will be confirmed only by the occurrence or non-occurrence of one or more future events not wholly within the control of the Pension Fund.

Critical Judgements in Applying Accounting Policies

Unquoted private equity investments

It is important to recognise the highly subjective nature of determining the fair value of private equity investments. They are inherently based on forward looking estimates and judgements involving many factors. Private equities are valued by the investment managers using guidelines set out by the British Venture Capital Association.

Pension Fund Liability

The Fund liability is calculated every three years by the appointed actuary, with annual updates in the intervening years. The last such valuation took place as at 31 March 2013. The next valuation will take place as at 31 March 2016. The methodology used is in line with accepted guidelines and in accordance with IAS19.

Events After The Reporting Date

Since 31 March 2016, there has been some volatility in the financial markets, there would be an impact on the market value of the fund's investments were they to be valued as at the date these accounts were authorised. These changes are deemed to be non-adjusting post balance sheet events. There have been no events since 31 March 2016, and up to the date when these accounts were authorised, which require any adjustments to these accounts.

Pension Fund Accounts

3. Contributions

Contributions relating to wages and salaries paid up to 31 March 2016 have been included in these accounts.

2014/15	Contributions	2015/16
£000		£000
	Employers	
24,669	Administering authority	25,997
48,931	Scheduled bodies	49,236
6,390	Admitted bodies	11,026
	Employers' Augmentation Costs	
-	Administering authority	-
-	Scheduled bodies	400
-	Admitted bodies	-
	Members	
7,004	Administering authority	7,199
18,153	Scheduled bodies	18,098
2,229	Admitted bodies	2,911
107,376	Total Contributions	114,867

4. Transfer Values

2014/15	Transfers in from other pension funds	2015/16
£000		£000
-	Group transfers	-
4,238	Individual transfers	5,822
4,238	Total Transfers in from other pension funds	5,822

The individual transfer values relate to transfers, which have been received during the financial year i.e. included on a cash basis. On 31 March 2016 there were no outstanding transfer values receivable greater than £50k (no outstanding transfer values receivable on 31 March 2015).

On 31 March 2016 there were 3 group transfers to the Fund being negotiated with other Funds (5 on the 31 March 2015), the value of the transfers to the Fund is being negotiated between the Funds' actuaries. The income due to the Fund for the 3 transfers has not been accrued since negotiations are at too early a stage for an estimate of the value to be available.

5. Benefits

Benefits include all valid benefit claims notified during the financial year.

2014/15 £000	Benefits	2015/16 £000
	Pensions	
29,791	Administering authority	30,610
40,212	Scheduled bodies	42,010
5,540	Admitted bodies	5,985
18,625	Commutations of pensions and lump sum retirement benefits	20,411
1,917	Lump sum death benefits	1,891
96,085	Total Benefits	100,907

6. Payments to and on Account of Leavers

2014/15 £000	Payments to and on Account of Leavers	2015/16 £000
87	Refunds to members leaving service	236
(259)	Payments for members joining the state scheme	109
1,900	Group transfers to other pension funds	267
3,808	Individual transfers to other pension funds	2,766
5,536	Total Payments to and on Account of Leavers	3,378

The individual transfer values relate to transfers, which have been paid during the financial year i.e. included on a cash basis. On 31 March 2016 there were 5 outstanding individual transfer values payable greater than £50k, for which £513k had not been paid. On 31 March 2015 there were 6 outstanding individual transfer values payable greater than £50k, for which £637k had not been paid.

On 31 March 2016 there were 2 group transfers from the Fund being negotiated with other Funds (2 on the 31 March 2015); the value of the transfers from the Fund is being negotiated between the Funds' actuaries. The expenditure in respect of 2 of the transfers has not been accrued since negotiations are at too early a stage for an estimate of the value to be available. There was an adjustment of £31k following final valuation for the Group Transfer of the Probation Service to the Greater Manchester Pension Fund.

7. Management Expenses

2014/15 £000	Management Expenses	2015/16 £000
1,105	Administrative costs	1,382
13,955	Investment management expenses	13,900
559	Oversight and governance costs	525
15,619	Total Management Expenses	15,807

The analysis of the cost of managing the Pension Fund during the period has been prepared in accordance with CIPFA guidance. Management expenses have been categorised as administrative costs, investment management expenses and oversight / governance costs. Management fees for pooled funds and transaction costs have been

Pension Fund Accounts

included in the investment management expenses. The administrative costs include £25k fees for the Audit Plan for the year ended 31 March 2016 (£25k for the year ended 31 March 2015).

The investment management expenses include £2.038m (£1.281m in the 2014/15 financial year) in respect of performance related fees payable to the fund's investment managers. It also includes £1.601m in respect of transaction costs (£1.554m in the 2014/15 financial year).

8. Investment Income

2014/15 £000	Investment Income	2015/16 £000
9,392	Interest from fixed interest securities	10,349
19,505	Dividends from equities	20,305
808	Income from index-linked securities	692
69	Interest on cash deposits	32
6,443	Income from property unit trusts	6,564
(1,418)	Other	5,115
34,769	Total Investment Income	43,057

9. Investments

All investments are valued on a fair value basis and where there is an active market the bid price is the appropriate quoted market price. The investment accounting information is provided by BNY Mellon, the Fund's custodian bank.

Investments (All values are shown £000)	Value at 31 March 2015 £000	Reclassification of Assets £000	Purchases at Cost £000	Sales Proceeds £000	Realised Profit / (Loss) £000	Unrealised Profit / (Loss) £000	Value at 31 March 2016 £000
Fixed interest securities	217,693	-	86,476	(76,217)	2,744	(10,913)	219,783
Equities - quoted	683,237	-	527,655	(518,742)	17,421	(62,218)	647,353
Index-linked securities	87,050	-	449,030	(448,114)	1,914	(1,420)	88,460
Pooled investment vehicles	983,239	-	73,015	(72,750)	6,835	5,353	995,692
Unit Trusts - property funds	160,074	-	53,492	(40,326)	(872)	13,962	186,330
Derivative contracts	606	-	2,868	(3,287)	419	(904)	(298)
Cash deposits	50,197	-	-	18,214	-	661	69,072
	2,182,096	-	1,192,536	(1,141,222)	28,461	(55,479)	2,206,392
Investment income due	6,453						7,157
	2,188,549						2,213,549

Investments (All values are shown £000)	Value at 31 March 2014 £000	Reclassification of Assets £000	Purchases at Cost £000	Sales Proceeds £000	Realised Profit / (Loss) £000	Unrealised Profit / (Loss) £000	Value at 31 March 2015 £000
Fixed interest securities	124,547	-	147,449	(72,217)	1,164	16,750	217,693
Equities - quoted	715,872	-	438,124	(536,273)	72,446	(6,932)	683,237
Index-linked securities	48,560	-	471,987	(443,186)	7,508	2,181	87,050
Pooled investment vehicles	846,696	-	233,820	(221,620)	62,409	61,934	983,239
Unit Trusts - property funds	146,290	-	16,483	(18,871)	(3,002)	19,174	160,074
Derivative contracts	145	-	2,206	(3,659)	1,453	461	606
Cash deposits	31,956	-	-	17,775	-	466	50,197
	1,914,066	-	1,310,069	(1,278,051)	141,978	94,034	2,182,096
Investment income due	5,003						6,453
	1,919,069						2,188,549

Pooled investment vehicles are funds where the Pension Fund is not the named owner of specific investments such as shares or bonds, but owns a proportion of a pooled fund. The Code requires that pooled investments are analysed between unit trusts, unitised insurance policies and other managed funds. The pooled investment vehicles in the tables above are other managed funds. These funds include the following types of investments:

- Equities
- Fixed interest securities
- Index linked securities
- Hedge fund of funds
- Diversified Growth Funds
- Private equity fund of funds

The change in the fair value of investments during the year comprises all increases and decreases in the fair value of investments held at any time during the year, including profits and losses realised on sales of investments during the year. The Fund's investments in derivatives are not material and therefore further disclosures are not included in the accounts. Indirect costs are incurred through the bid-offer spread on investments within pooled investments.

The Fund does not participate directly in a stock lending programme.

On 31 March 2016 assets which exceed 5% of the total value of the net assets of the Fund are a £138.7m investment in Legal & General's All Stocks Index-Linked Gilt Fund (£136.3m as at 31 March 2015) and a £134.9m investment in Legal & General's Europe (ex UK) Equity Index Fund (£140.9m as at 31 March 2015).

IFRS accounting requires that the Fund discloses information on fair value hedges, cash flow hedges and hedges of net investments in foreign operations. The Fund has exposure to hedges through its investments in a hedge fund of funds pooled investment vehicle, and so the hedge disclosure is not applicable to this type of investment.

10. Investment Management Arrangements

The value of the Fund with the fund managers as at 31 March 2016 was £2,168m (£2,169m at 31 March 2015). Fund manager fees have been calculated according to the specific mandate and the associated contract agreement as shown in the following table:

Fund Manager	Mandate	Negotiated Fee Basis	Proportion of Fund 31 March 2015	Proportion of Fund 31 March 2016
Aviva Investors	Property	Percentage of fund	8%	9%
BlackRock	Cash / inflation plus	Percentage of fund	4%	4%
Blackstone Alternative Asset Management	Hedge fund of funds	Percentage of fund	4%	4%
Global Thematic Partners	Less constrained global equities	Performance related fee	7%	6%
Investec Asset Management	Less constrained global equities	Performance related fee	8%	8%
Legal & General Investment Management	Passive index-tracker	Percentage of fund	28%	27%
Mirabaud Investment Management Limited	UK equities	Performance related fee	6%	5%
Pantheon Private Equity	Private equity	Percentage of Funds Committed & Incentive Fee	6%	6%
Partners Group	Private equity	Percentage of fund	2%	2%
Royal London Asset Management	Core plus bonds	Performance related fee	15%	15%
Schroders	Less constrained UK equities	Performance related fee	7%	7%
Standard Life Investments	Less constrained UK equities	Performance related fee	5%	5%

11. Analysis of the Value of Investments

31 March 2015 £000	Analysis of the Value of Investments	31 March 2016 £000
	Fixed Interest Securities	
21,060	UK public sector	30,092
2,372	Overseas public sector	2,333
194,261	UK other	187,358
-	Overseas other	-
217,693	Total Fixed Interest Securities	219,783
	Equities	
230,586	UK quoted	201,877
452,651	Overseas quoted	445,475
683,237	Total Equities	647,352
	Other	
87,050	Index-linked securities public sector	88,460
-	Index-linked securities other	-
983,239	Pooled Investment vehicles	995,693
160,074	Unit Trusts - property funds	186,330
6,453	Investment income due	7,157
606	Derivatives	(298)
50,197	Cash deposits - sterling and foreign cash	69,072
1,287,619	Total Other	1,346,414
2,188,549	Total Value of Investments	2,213,549

Pension Fund Accounts

12. Financial Instruments

The Net Assets of the Fund disclosed in the Net Assets Statement are made up of the following categories of financial instruments:

31 March 2015			31 March 2016		
Fair value through profit and loss £000	Loans And Receivables £000	Financial Liabilities At amortised cost £000	Fair value through profit and loss £000	Loans And Receivables £000	Financial Liabilities At amortised cost £000
Financial Assets					
217,693	-	-	219,783	-	-
683,237	-	-	647,352	-	-
87,050	-	-	88,460	-	-
983,239	-	-	995,693	-	-
160,074	-	-	186,330	-	-
606	-	-	-	-	-
6,453	-	-	7,157	-	-
-	50,197	-	-	69,072	-
-	14,271	-	-	4,158	-
2,138,352	64,468	-	2,144,775	73,230	-
Financial Liabilities					
-	-	-	(298)	-	-
-	-	-	-	-	-
-	-	(4,333)	-	-	(3,952)
-	-	(4,333)	-	-	(3,952)
2,138,352	64,468	(4,333)	2,144,477	73,230	(3,952)

The net gains and losses on financial instruments are shown in the table below.

31 March 2015 £000		31 March 2016 £000
Financial Assets		
266,037	Fair value through profit and loss	13,525
1,881	Loans and receivables	1,255
-	Financial liabilities measured at amortised cost	-
Financial Liabilities		
-	Fair value through profit and loss	-
(682)	Loans and receivables	381
-	Financial liabilities measured at amortised cost	-
267,236	Total	15,161

The code requires that for each class of financial assets and financial liabilities an authority shall disclose the fair

value of that class of assets and liabilities in a way that permits it to be compared with its carrying amount. As all investments are disclosed at fair value, carrying value and fair value are therefore the same.

Valuation of Financial Instruments Carried at Fair Value

The valuation of financial instruments has been classified into three levels, according to the quality and reliability of information used to determine fair values.

Level 1: Financial instruments where the fair values are derived from unadjusted quoted prices in active markets for identical assets or liabilities, quoted equities are classified as level 1. Listed investments are shown at bid prices. The bid value of the investment is based on the bid market quotation of the relevant stock exchange.

Level 2: Financial instruments where quoted market prices are not available; for example, where an instrument is traded in a market that is not considered to be active, or where valuation techniques are used to determine fair value and where these techniques use inputs that are based significantly on observable market data, e.g. fixed interest securities.

Level 3: Financial instruments at level 3 are those where at least one input that could have a significant effect on the instrument's valuation is not based on observable market data. Such instruments would include unquoted equity investments and hedge fund of funds, which are valued using various valuation techniques that require significant judgement in determining appropriate assumptions. The values of the investment in private equity are based on valuations provided by the general partners to the private equity fund of funds in which the Fund has invested. These valuations are prepared in accordance with the International Private Equity and Venture Capital Valuation Guidelines, which follow the valuation principles of IFRS. Valuations are audited annually as at 31 December, and the valuations as at 31 March reflect cash flow transactions since 31 December.

The values of the hedge fund of funds are based on the net asset value provided by the fund manager. Assurances over the valuation are gained from the independent audit of the value.

The following table analyses financial instruments, measured at fair value at the end of the reporting period, by the level in the fair value hierarchy into which the fair value measurement is categorised:

Value at 31 March 2016	Quoted	Using	With	Total
	Market Price	Observable Inputs	Significant Unobservable Outputs	
	Level 1	Level 2	Level 3	
	£000	£000	£000	£000
Fixed interest securities	-	219,783	-	219,783
UK equities - quoted	201,877	-	-	201,877
Overseas equities - quoted	445,475	-	-	445,475
Index-linked securities	-	88,460	-	88,460
Pooled investment vehicles	612,221	-	383,472	995,693
Property – unit trusts	-	186,330	-	186,330
Derivatives	-	(298)	-	(298)
Dividend income receivable	-	7,157	-	7,157
Cash deposits	-	69,072	-	69,072
Borrowings	-	-	-	-
Current assets	-	12,468	-	12,468
Current liabilities	-	(4,764)	-	(4,764)
Total	1,259,573	578,208	383,472	2,221,253

Pension Fund Accounts

Restated Value at 31 March 2015	Quoted	Using	With	Total
	Market Price	Observable Inputs	Significant Unobservable Outputs	
	Level 1	Level 2	Level 3	
	£000	£000	£000	£000
Fixed interest securities	-	217,693	-	217,693
UK equities - quoted	230,586	-	-	230,586
Overseas equities - quoted	452,651	-	-	452,651
Index-linked securities	-	87,050	-	87,050
Pooled investment vehicles	627,373	-	355,866	983,239
Property – unit trusts	-	160,074	-	160,074
Derivatives	-	606	-	606
Dividend income receivable	-	6,453	-	6,453
Cash deposits	-	50,197	-	50,197
Borrowings	-	-	-	-
Current assets	-	14,271	-	14,271
Current liabilities	-	(4,333)	-	(4,333)
Total	1,310,610	532,011	355,866	2,198,487

The analysis of the fair value hierarchy disclosures have been restated in accordance with the introduction of IFRS 13 for 2015/16 which adds greater clarity around how the fair value disclosures should be presented.

Pooled investment vehicle investments relating to the Legal & General indexed equity and bond funds and Royal London Asset Management Sterling EX Y BD-Z fund have been reclassified from Level 3 to Level 1. The basis for this is that the LGIM investment and RLAM holding both have quoted prices so should be Level 1 even though the underlying assets that they invest in are Level 3.

Property unit trust investments relating to the Aviva investment portfolio have been reclassified from Level 3 to Level 2 since there is available market data.

Dividend income receivable, cash deposits, current assets and current liabilities have been reclassified from Level 1 to Level 2.

Original Value at 31 March 2015	Quoted	Using	With	Total
	Market Price	Observable Inputs	Significant Unobservable Outputs	
	Level 1	Level 2	Level 3	
	£000	£000	£000	£000
Fixed interest securities	-	217,693	-	217,693
UK equities - quoted	230,586	-	-	230,586
Overseas equities - quoted	452,651	-	-	452,651
Index-linked securities	-	87,050	-	87,050
Pooled investment vehicles	-	-	983,239	983,239
Property – unit trusts	-	-	160,074	160,074
Derivatives	-	606	-	606
Dividend income receivable	6,453	-	-	6,453
Cash deposits	50,197	-	-	50,197
Borrowings	-	-	-	-
Current assets	14,271	-	-	14,271
Current liabilities	(4,333)	-	-	(4,333)
Total	749,825	305,349	1,143,313	2,198,487

The Fund's fund managers provided the following commentary on the valuation methods they use:

Blackstone – Fund of Hedge Funds

Blackstone's direct securities and derivative investments made through Blackstone's fund of hedge fund vehicles, such as Securities, Options, Futures are valued using prices quoted on the relevant exchanges. Forward currency contracts are valued at the current forward market prices obtained from brokers. Total return swaps are valued using the last reported public closing price of the underlying index.

Partners Group – Private Equity

Partners Group performs independent valuations of its underlying investments through a fair market valuation process, which is in accordance with International Financial Reporting Standards (IFRS) and United States Generally Accepted Accounting Principles (US GAAP).

Partners Group gathers the valuation-relevant information by systematically screening a broad set of sources for valuation-relevant information about portfolio companies which are held directly or indirectly by Partners Group's programs and mandates. This includes information supplied by the firm's due diligence and monitoring professionals, underlying fund managers and information published in industry journals and/or other publications.

LGIM – Passive Tracker Fund

The method used to value units is the same at every valuation date throughout the year. All holdings of the appropriate Pooled Fund Sections are valued at the close of business valuation point using a recognised pricing service. These values are then adjusted to allow for outstanding dividends, tax payable or recoverable and any relevant expenses (this creates the "Mid Value").

Aviva – Property Fund

Aviva rely on the NAV provided by each fund manager, computed in accordance with appropriate local standards, incorporating independent valuations conducted from suitably qualified external providers. These external NAVs are subject to review by Aviva Investors Real Estate Multi Manager (REMM) team.

Pension Fund Accounts

They also employ an independent external accountant, Langham Hall, to undertake analysis of each fund's NAV when reported, in addition to that undertaken by the REMM team.

Wherever possible, and through the use of side letters if necessary, we seek to ensure consistency of reporting to an IFRS INREV NAV standard basis. Where this is not possible, managers are asked to provide the building blocks to create this analysis. They then work with Langham Hall, to reconcile back to the NAV provided in the fund's normal accounting standards.

Pantheon – Private Equity

Investments are valued using the most relevant of methods listed below:

- Cost/recent round of financing/price of recent investment where recent transactions may be the most reflective of fair value.
- Comparable Private Company Transactions used for companies with low enterprise value or low EBITDA which means it is not appropriate to use earnings multiples of similar publicly listed companies.
- Earnings/Earnings Multiples /Performance Multiples valuations involve applying a multiple, appropriate to the company being valued, to the earnings of a company. The valuation is described as a function of two variables, price and earnings (The most widely used of the valuation methodologies, especially for buyout or other businesses that have comparable characteristics to companies in the public markets).
- Underlying value of Net Assets.
- Discounted Cash flows (DCF) where there are predictable cash flows visible over a given time horizon.
- Industry Benchmarks are normally based on the assumption that investors are willing to pay for market share, and that profitability of the business in the does not vary greatly.
- Unrestricted Publicly traded securities are valued at the closing public market price on the valuation date.

These methods are consistently applied across all investment types.

BlackRock Institutional Jersey Dynamic Diversified Growth Fund

The above Fund is a sub-fund of the BlackRock Institutional Jersey Funds umbrella which reports under UK SORP and is not exchange-traded. The price is determined daily by the Funds Administrator and will be representative of the Fund's net asset value ("NAV") at each dealing point subject to any spreads applied, where appropriate. The Fund is not subject to any redemption notice periods and can be redeemed at each dealing point, currently on a daily basis.

13. Additional Financial Risk Management Disclosures

The Fund's primary long term risk is that the Fund's assets will fall short of its liabilities (i.e. promised benefits payable to members). Therefore the aim of investment risk management is to minimise the risk of an overall reduction in the value of the Fund and to maximise the opportunity for gains across the whole fund portfolio. The Fund achieves this through asset diversification to reduce exposure to market risk (price risk, currency risk and interest rate risk) and credit risk to an acceptable level. In addition, the Fund manages its liquidity risk to ensure that there is sufficient liquidity to meet the Fund's forecast cash flows. The Pension Fund Committee manages these investment risks as part of its overall Fund risk management programme.

Responsibility for the Fund's risk management strategy rests with the Pension Fund Committee. The Pension Fund Risk Assessment analyses the risks faced by the Council's pensions operations, it is reviewed regularly by the Pension Fund Committee to reflect changes in activity and in market conditions. The analysis below is designed to meet the disclosure requirements of IFRS 7.

Market Risk

Market risk represents the risk that the fair value of a financial instrument will fluctuate because of changes in market prices of equities, commodities, interest rates, foreign exchange rates and credit spreads. This could be as a result of changes in market price, interest rates or currencies. The objective of the Fund's Investment strategy is to manage and control market risk exposure within acceptable parameters, while optimising the return.

In general excessive volatility in market risk is managed through diversification across asset class, investment manager, country, industry sector and individual securities. Each manager is expected to maintain a diversified portfolio within their allocation.

Market Price Risk

Market price risk represents the risk that the value of a financial instrument will fluctuate as a result of changes in market prices (other than those arising from interest rate risk or foreign exchange risk), whether those changes are caused by factors specific to the individual instrument or its issuer or factors affecting the market in general.

By diversifying investments across asset classes and managers, the Fund aims to reduce the exposure to price risk. Diversification of asset classes seeks to reduce correlation of price movements, whilst the appointment of specialist managers enables the Fund to gain from their investment expertise.

Market Price - Sensitivity Analysis

Whilst the value of the Fund's assets is sensitive to changes in market conditions and the Fund's assets are diversified across fund managers and asset classes to mitigate the risks. The Fund's liability to pay future benefits is equally sensitive, particularly to interest rate changes. The Fund's investment consultant undertakes triennial strategy reviews following the triennial actuarial valuation to ensure that the asset allocation of the Fund remains appropriate to expectations for its liabilities both in the short term and in the long term. The latest review, carried out in May 2014, showed that the overall risk factor (standard deviation) for the Fund could be reduced from 15.2% to 13.5% by decreasing the Fund's allocation to equities and increasing the allocation to bonds. In June 2014, the allocation to equities was decreased from 58% to 49% of the Fund and the allocation to bonds was increased from 15% to 25%. The next review is due in early 2017 following the triennial valuation, interim strategy reviews can be undertaken if required. Following analysis of historical data and expected investment return movement during the financial year, State Street GS Performance Services have determined that the following movements in market price risk are reasonably possible for the 2015/16 reporting period and if the market price of the Fund's investments does increase/decrease in line with the table below, the change in the market price of net assets available to pay benefits would be as follows.

Asset Type	31 March 2016 £000	Percentage Change %	Value on increase £000	Value on decrease £000
Fixed interest securities	219,783	6.01	232,992	206,574
UK equities – quoted	201,877	10.69	223,458	180,296
Overseas equities – quoted	445,475	10.51	492,294	398,656
Index-linked securities	88,460	7.45	95,050	81,870
Pooled investment vehicles	620,506	11.46	691,616	549,396
Property - unit trusts	186,330	2.67	191,305	181,355
Alternatives	375,187	2.61	384,979	365,395
Derivative contracts	(298)	2.61	(290)	(306)
Cash deposits	69,072	0.01	69,079	69,065
Investment income due	7,157	11.46	7,977	6,337
Total	2,213,549		2,388,460	2,038,638

Following analysis of historical data and expected investment return movement during the financial year, State Street GS Performance Services has determined that the following movements in market price risk are reasonably possible for the 2014/15 reporting period and if the market price of the Fund's investments had increased/decreased in line with the table below, the change in the market price of net assets available to pay benefits would have been as follows.

Pension Fund Accounts

Asset Type	31 March 2015 £000	Percentage Change %	Value on increase £000	Value on decrease £000
Fixed interest securities	217,693	5.79	230,297	205,089
UK equities – quoted	230,586	10.12	253,921	207,251
Overseas equities – quoted	452,651	9.80	497,011	408,291
Index-linked securities	87,050	8.45	94,406	79,694
Pooled investment vehicles	627,859	11.11	697,614	558,104
Property - unit trusts	160,074	3.02	164,908	155,240
Alternatives	355,380	2.64	364,762	345,998
Derivative contracts	606	2.64	622	590
Cash deposits	50,197	0.01	50,202	50,192
Investment income due	6,453	11.11	7,170	5,736
Total	2,188,549		2,360,913	2,016,185

Interest Rate Risk

Interest rate risk is the risk that the fair value or future cash flows of a financial instrument will fluctuate because of changes in market interest rates.

Interest Rate – Sensitivity Analysis

The Pension Fund recognises that interest rates vary and can impact income to the fund and the fair value of the assets. The sensitivity of the Fund's investments to changes in interest rates has been analysed by showing the impact of a 1% change in interest rates. This analysis assumes that all other variables, in particular foreign currency exchange rates, remain constant.

Asset Type	Value £000	Change for the year in net assets available to pay benefits	
		1% £000	-1% £000
As at 31 March 2016			
Cash deposits	69,072	-	-
Cash balances (not forming part of the investment assets)	2,732	-	-
Fixed interest securities	219,783	2,198	(2,198)
Total	291,587	2,198	(2,198)

Asset Type	Value £000	Change for the year in net assets available to pay benefits	
		1% £000	-1% £000
As at 31 March 2015			
Cash deposits	50,197	-	-
Cash balances (not forming part of the investment assets)	13,466	-	-
Fixed interest securities	217,693	2,177	(2,177)
Total	281,356	2,177	(2,177)

A 1% increase in interest rates will reduce the fair value of the relevant net assets and vice versa.

Income Source	Value	Change for the year on income values	
		1%	-1%
As at 31 March 2016	£000	£000	£000
Cash deposits / cash and cash equivalents	32	3	(3)
Fixed interest securities	10,349	-	-
Total	10,381	3	(3)

Income Source	Value	Change for the year on income values	
		1%	-1%
As at 31 March 2015	£000	£000	£000
Cash deposits / cash and cash equivalents	69	7	(7)
Fixed interest securities	9,392	-	-
Total	9,461	7	(7)

Changes in interest rates do not impact on the value of cash / cash equivalent balances but they will affect the interest income received on those balances. Changes to both the fair value of assets and the income received from investments impact on the net assets available to pay benefits.

Currency Risk

Currency risk represents the risk that the fair value of financial instruments will fluctuate because of changes in foreign exchange rates. The Fund is exposed to currency risk on financial instruments that are denominated in any currency other than sterling. When sterling depreciates the sterling value of foreign currency denominated investments will rise and when sterling appreciates the sterling value of foreign currency denominated investments will fall. Over the long term the differences in currencies are likely to balance out and the Fund has chosen not to hedge its currencies, with the exception of the European element of the Aviva property mandate.

Currency Risk – Sensitivity Analysis

The sensitivity of the Fund's investments to changes in foreign currency rates have been analysed using a 6.39% movement in exchange rates in either direction for 31 March 2016. This analysis assumes that all variables, in particular interest rates, remain constant. State Street GS Performance Services provided data on currency risk for various currencies, based on the composition of the Fund's currency exposure a 6.39% fluctuation in the currency is considered reasonable. A 6.39% strengthening or weakening of Sterling against the various currencies at 31 March 2016 would have increased or decreased the net assets by the amount shown below.

Currency Exposure by Asset Type	31 March 2016	Value on	Value on
		increase	decrease
	£000	£000	£000
		+6.39%	-6.39%
Fixed interest securities	-	-	-
Equities – quoted	416,302	442,904	389,700
Index-linked securities	-	-	-
Pooled investment vehicles	191,321	203,546	179,096
Property - unit trusts	7,927	8,434	7,420
Cash deposits	14,599	15,532	13,666
Total	630,149	670,416	589,882

Pension Fund Accounts

The sensitivity of the Fund's investments to changes in foreign currency rates have been analysed using a 6.11% movement in exchange rates in either direction for 31 March 2015. This analysis assumes that all variables, in particular interest rates, remain constant. State Street GS Performance Services provided data on currency risk for various currencies, based on the composition of the Fund's currency exposure a 6.11% fluctuation is considered reasonable. A 6.11% strengthening or weakening of Sterling against the various currencies at 31 March 2015 would have increased or decreased the net assets by the amount shown in the following table.

Currency Exposure by Asset Type	31 March 2015	Value on increase	Value on decrease
	£000	£000 +6.11%	£000 -6.11%
Fixed interest securities	-	-	-
Equities – quoted	435,060	461,642	408,478
Index-linked securities	5,749	6,100	5,398
Pooled investment vehicles	183,348	194,551	172,145
Property - unit trusts	7,802	8,279	7,325
Cash deposits	8,692	9,223	8,161
Total	640,651	679,795	601,507

One important point to note is that currency movements are not independent of each other. If sterling strengthened generally it may rise against all the above currencies producing losses across all the currencies.

Currency Exposure by Significant Currency

The Fund's most significant currency exposures are to US Dollars and EUROS, data on currency risk of 7.78% for the US Dollar and 6.77% for the EURO was provided by State Street GS Performance Services. Strengthening or weakening of Sterling against US Dollars and EUROS at 31 March 2016 would have increased or decreased the net assets by the amounts shown in the following table.

Asset Type	31 March 2016	Percentage Change	Value on increase	Value on decrease
	£000	%	£000	£000
US Dollars	391,472	7.78	421,929	361,015
EUROS	138,385	6.77	147,754	129,016
Total	529,857		569,683	490,031

Data on currency risk of 7.78% for the US Dollar and 6.15% for the EURO was provided by State Street GS Performance Services. Strengthening or weakening of Sterling against US Dollars and EUROS at 31 March 2015 would have increased or decreased the net assets by the amounts shown in the following table.

Asset Type	31 March 2015	Percentage Change	Value on increase	Value on decrease
	£000	%	£000	£000
US Dollars	385,577	7.78	415,575	355,579
EUROS	134,565	6.15	142,841	126,289
Total	520,142		558,416	481,868

Credit Risk

Credit risk represents the risk that the counterparty to a transaction or financial instrument will fail to discharge an obligation and cause the Fund to incur a financial loss. The market value of investments generally reflects an

assessment of credit in their pricing and consequently the risk of loss is implicitly provided for in the carrying value of the Fund's financial assets and liabilities. In essence the Fund's entire investment portfolio is exposed to some sort of credit risk. The Fund is exposed to credit risk through its investment managers, custodian and its daily treasury management activities. Credit risk is minimised through the careful selection and monitoring of financial institutions and counterparties. Contractual credit risk is represented by the net payment or receipt that remains outstanding.

A source of credit risk is the cash balances held internally or by managers. The Pension Fund's bank account is held at Lloyds TSB, which holds an "A" long term credit rating. The management of the cash held in this account is managed by the Council's Treasury Management Team in line with the Council's Treasury Management Strategy which sets out the permitted counterparties and limits. The value of the Fund invested by the Treasury Management Team at 31 March 2016 was £2.709m in an instant access Lloyds TSB account. (On 31 March 2015 £9.067m was invested in an instant access Lloyds TSB account and £4.507m in an instant access Federated Short-Term Sterling Prime Fund, a AAA rated money market fund.) Cash held by investment managers is invested with the global custodian, BNY Mellon, in a diversified money market fund rated AAAm.

Liquidity Risk

Liquidity risk represents the risk that the Fund will not be able to meet its financial obligations as they fall due. The main liabilities of the Fund relate to the benefits payable which fall due over a long period of time. The investment strategy reflects this and sets out the strategic asset allocation of the Fund. Liquidity risk is mitigated by investing a proportion of the Fund in actively traded instruments in particular equities and fixed income investments. The Fund maintains a cash balance to meet operational requirements.

The Fund defines liquid assets as assets that can be converted to cash within three months. Illiquid assets are those assets which will take longer to convert in to cash. The following table summarises the Fund's illiquid assets by fund manager.

31 March 2015		31 March 2016
£000		£000
169,885	Aviva	188,298
79,693	Blackstone	88,852
140,206	Pantheon Private Equity	145,916
46,203	Partners Group	44,650
487	Hg Capital	522
436,474		468,238

14. Related Parties

The Buckinghamshire County Council Pension Fund is administered by Buckinghamshire County Council and therefore there is a strong relationship between the Council and the Pension Fund.

The County Council was reimbursed £1.5m (£1.3m in the 2014/15 year) for administration costs incurred by the County Council on behalf of the Pension Fund. The County Council is also the single largest employer of members of the Pension Fund and contributed £33.2m to the Fund in 2015/16 (£31.7m in the 2014/15 year).

The Pension Fund's surplus cash held for day to day cash flow purposes is invested on the money markets by the treasury management function of Buckinghamshire County Council, through a service level agreement. During the year to 31 March 2016, the Fund had an average investment balance of £7.4m (£11.4m in the 2014/15 year), earning interest of £43k (£75k in the 2014/15 year).

Pension Fund Accounts

There are no members (31 March 2015 two members) of the Pension Fund Committee who are active members of the Fund, one is a pensioner member (31 March 2015 no pensioner members) and there are no deferred members (31 March 2015 one deferred member). There are three employees who hold key positions in the financial management of the Fund who are active members. A proportion of their role is in respect of the Fund, the cost of that proportion of their work is lower than £50,000, the value required for further detailed disclosure. No exit package has been agreed during the year in respect of these officers.

Paragraph 3.9.4.3 of the Code exempts local authorities from the key management personnel disclosure requirements of IAS 24, on the basis that the disclosure requirements for officer remuneration and members' allowances detailed in section 3.4 of the Code (which are derived from the requirements of Regulation 7(2) – (4) of the Accounts and Audit (England) Regulations 2011) satisfy the key management personnel disclosure requirements of paragraph 16 of IAS 24. This applies in equal measure to the Buckinghamshire County Council Pension Fund.

15. Current Assets and Liabilities

31 March 2015 £000	Current Assets and Liabilities	31 March 2016 £000
	Current Assets	
8,084	Contributions due from employers 31 March	8,310
13,466	Cash balances (not forming part of the investment assets)	2,732
805	Other current assets	1,426
22,355	Total Current Assets	12,468
	Current Liabilities	
(640)	Management charges	(1,009)
(813)	HM Revenue and Customs	(812)
(485)	Unpaid benefits	(1,261)
(3,208)	Other current liabilities	(1,682)
(5,146)	Total Current Liabilities	(4,764)
17,209	Net Current Assets	7,704

31 March 2015 £000	Current Assets and Liabilities	31 March 2016 £000
	Current Assets	
2,365	Central government bodies	2,444
4,910	Other local authorities	4,954
6	NHS bodies	5
13,527	Public corporations and trading funds	2,842
1,547	All other bodies	2,223
22,355	Total Current Assets	12,468
	Current Liabilities	
(813)	Central government bodies	(814)
(1,907)	Other local authorities	(14)
-	NHS bodies	-
(1,774)	Public corporations and trading funds	(2,459)
(652)	All other bodies	(1,477)
(5,146)	Total Current Liabilities	(4,764)
17,209	Net Current Assets	7,704

16. Taxes on Income

2014/15 £000	Taxes on Income	2015/16 £000
-	Withholding tax - fixed interest securities	-
1,310	Withholding tax - equities	1,259
1,310	Total Taxes on Income	1,259

The Fund retains the following taxation status:

- VAT input tax is recoverable on all fund activities by virtue of Buckinghamshire County Council being the administering authority.
- The fund is an exempt approved fund under the Finance Act 2004 and is therefore not liable to UK income tax or capital gains tax.
- Income earned from investments overseas in the United States and certain other countries is exempt from national taxation and therefore not subject to withholding tax.

17. Actuarial Position of the Fund

In accordance with the Local Government Pension Scheme (Administration) Regulations 2008 as amended, the Fund's actuary undertakes a funding valuation every three years for the purpose of setting employer contribution rates for the forthcoming triennial period. The last such valuation took place as at 31 March 2013. The next valuation will take place as at 31 March 2016.

The key elements of the funding policy are:

- Set employer contribution rates that will build up a fund of assets that will be sufficient to meet all future benefit payments from the Fund
- Build up the required assets in such a way that employer contribution rates are kept as low and stable as possible.

The Fund's Actuary, Barnett Waddingham LLP, undertook a valuation of the Fund as at 31 March 2013 in accordance with Regulation 36 of the Local Government Pension Scheme (Administration) Regulations 2008 as amended. On that date the market value of the assets held were £1,784m, sufficient to cover 82% of the accrued liabilities assessed on an ongoing basis. The funding policy is set to recover the deficit over seventeen years and the common rate of contribution for the period 1 April 2014 to 31 March 2017 is 19.5% of pensionable pay.

The results of the valuation are that the past service funding level of the Fund as a whole has increased from 79% to 82% between 31 March 2010 and 31 March 2013. The improvement of the funding position since the previous valuation is mainly due to good investment returns over the period but has been offset by a poorer outlook for the future based on market conditions compared to the valuation in 2010. At the same time, the contribution rate for the average employer, including payments to target full funding, has increased from 19% to 19.5% of pensionable salaries mainly due to an increase in the required deficit contributions as total pensionable payroll has reduced.

The main assumptions used in the valuation were:

Future assumed returns

- Investment return - equities 6.9% per annum
- Investment return - gilts 3.3% per annum
- Investment return - bonds 3.9% per annum
- Investment return - property 6.0% per annum
- Investment return – expense allowance 0.1% per annum

Pension Fund Accounts

Financial assumptions

- Discount rate 6.1% per annum
- Retail price index (RPI) 3.5% per annum
- Consumer price index (CPI) 2.7% per annum
- Pension and deferred pension increases 2.7% per annum
- Short term pay increases in line with CPI assumption for the two years to 31 March 2015
- Long term pay increases 4.5% per annum (RPI plus 1% per annum)

The most recent interim valuation took place as at 31 March 2016 which showed that the funding level had increased to 85% (31 March 2015 82%) and the average required employer contribution would be 20.4% of payroll (31 March 2015 25.2%) assuming the deficit is to be paid by 2030. The estimated funding position is based on market movements since 31 March 2013 rather than being a full valuation with updated member data.

18. Actuarial Present Value of Promised Retirement Benefits

International Financial Reporting Standards (IFRS) requires the disclosure of the actuarial present value of promised retirement benefits. The Fund's Actuary has prepared a report which rolls forward the value of the Employers' liabilities calculated for the Triennial valuation as at 31 March 2013. On an IAS 19 basis the Actuary estimates that the net liability as at 31 March 2016 is £1,440m (31 March 2015 £1,581m), but figures calculated on an IAS 19 basis are not relevant for calculations undertaken for funding purposes or for other statutory purposes undertaken under UK pensions legislation. The Fund accounts do not take account of liabilities to pay pensions and other benefits in the future.

For the Triennial Valuation the actuary asks the question – what is the value of the assets required based on existing investment strategy to be sufficient to meet future liabilities? For IAS 19 valuations, however, the actuary asks the question – how much would need to be borrowed on the corporate bond market to meet future liabilities?

The expected returns on the assets actually held will be different from borrowing costs, and so different amounts are required. This manifests itself in different discount rates being used in each type of valuation, and so different values are placed on the same liabilities.

31 March 2015		31 March 2016
£000		£000
3,750,269	Present value of funded obligation	3,653,503
(2,169,097)	Fair value of scheme assets	(2,213,549)
1,581,172	Net Liability	1,439,954

The Present Value of Funded Obligation consists of £3,508m (£3,581m at 31 March 2015) in respect of Vested Obligation and £145m (£169m at 31 March 2015) in respect of Non-Vested Obligation. Vested benefits are the benefits that employees have a right to receive even if they do not render services to the employer. In other words, the employees will receive their vested benefits even if they stop working for the employer. Thus, non-vested benefits are the benefits an employee can receive in the future if he or she continues providing services to the employer. The liabilities above are calculated on an IAS19 basis and therefore differ from the results of the triennial funding valuation (see Note 17) because IAS19 stipulates a discount rate rather than a rate that reflects market rates. The main assumptions used were:

31 March 2015	31 March 2016
3.2% RPI increases	3.3%
2.4% CPI increases	2.4%
4.2% Salary increases	4.2%
2.4% Pension increases	2.4%
3.3% Discount rate	3.7%

These assumptions are set with reference to market conditions at 31 March. The Actuary's estimate of the duration of the Fund's liabilities is 19 years. The discount rate is the annualised yield at the 19 year point on the Merrill Lynch AA rated corporate bond yield curve which has been chosen to meet the requirements of IAS19 and with consideration of the duration of the Fund's liabilities. This is consistent with the approach used at the last accounting date.

The RPI increase assumption is set based on the difference between conventional gilt yields and index-linked gilt yields at the accounting date using data published by the Bank of England, specifically the 19 year point on the Bank of England market implied inflation curve. The RPI assumption is therefore 3.3% per annum. This is consistent with the approach used at the last accounting date.

As future pension increases are expected to be based on CPI rather than RPI, the Actuary has made a further assumption about CPI which is that it will be 0.9% below RPI i.e. 2.4%.

Salaries are then assumed to increase at 1.8% above CPI in addition to a promotional scale.

19. Contingent Liabilities and Contractual Commitments

Contractual commitments that the Fund has entered into by 31 March 2016 are:

Contractual Commitments	Amount Paid as at 31 March 2015 \$000	Amount Paid as at 31 March 2016 \$000	Total Contractual Commitment \$000
Pantheon Asia Fund V LP	21,425	22,688	25,000
Pantheon Asia Fund VI LP	19,035	25,521	47,000
Pantheon USA Fund VII Limited	18,318	19,274	21,250
Pantheon USA Fund VIII Feeder LP	55,575	61,200	75,000
Pantheon Global Secondary Fund IV Feeder LP	9,975	9,975	15,000
Partners Group Global Resources 2009, LP	27,237	27,527	35,000
	151,565	166,185	218,250
	€000	€000	€000
Pantheon Europe Fund V "A" LP	15,497	16,548	18,125
Pantheon Europe Fund VI LP	49,010	53,560	65,000
Partners Group Global Real Estate 2008 SICAR	22,996	22,989	25,000
Partners Group Global Infrastructure 2009 SICAR	20,087	21,520	25,000
	107,590	114,617	133,125

These contractual commitments relate to outstanding call payments due on unquoted limited partnership funds held in the private equity, resources, global real estate and infrastructure parts of the portfolio. The amounts "called" by

Pension Fund Accounts

the funds are irregular in both size and timing over several years from the date of each original commitment. The total contractual commitment at 31 March 2016 is the same as the total contractual commitment at 31 March 2015.

On 31 March 2016 there were 3 group transfers to the Fund being negotiated with other Funds (5 on the 31 March 2015), the value of the transfers to the Fund is being negotiated between the Funds' actuaries. The income due to the Fund for the 3 transfers has not been accrued since negotiations are at too early a stage for an estimate of the value to be available. On 31 March 2016 there were 2 group transfers from the Fund being negotiated with other Funds (2 on the 31 March 2015), the value of the transfers from the Fund is being negotiated between the Funds' actuaries. The expenditure in respect of 2 of the transfers has not been accrued since negotiations are at too early a stage for an estimate of the value to be available. There is an adjustment of £31k following final valuation for the Group Transfer of the Probation Service to the Greater Manchester Pension Fund.

20. Additional Voluntary Contributions (AVCs)

AVC providers secure additional benefits on a money purchase basis for those members electing to pay additional voluntary contributions. The AVC providers to the Fund are Prudential and Clerical Medical. Prudential invests in several funds including with profits accumulation, deposit and discretionary funds. Clerical Medical invests in with profits and unit-linked funds, the financial year for this fund is 1 November to 31 October and the financial information included is for this period. These amounts are not included in the Pension Fund Net Assets Statement in accordance with regulation 5(2)c of the Pension Scheme (Management and Investment of Funds) Regulations 1998 (SI 1998 No 1831).

2014/15	Prudential	2015/16
£000		£000
5,207	Value of AVC fund at beginning of year	5,441
-	Correction opening value	(1,299)
755	Employees' contributions and transfers in	634
308	Investment income	151
(829)	Benefits paid and transfers out	(842)
5,441	Value of AVC fund at year end	4,085

1.11.2013 - 31.10.2014	Clerical Medical	1.11.2014 - 31.10.2015
£000		£000
3,913	Value of AVC fund at beginning of year	3,788
198	Employees' contributions	149
197	Investment income	235
(520)	Benefits paid and transfers out	(591)
3,788	Value of AVC fund at year end	3,581

21. List of Scheduled and Admitted Bodies

Scheduled Bodies

Buckinghamshire County Council	Wendover Parish Council
Buckinghamshire Fire and Rescue Service	West Bletchley Town Council
Thames Valley Police	West Wycombe Parish Council
Aylesbury Vale District Council	Winslow Town Council
Chiltern District Council	Woburn Sands Town Council
Milton Keynes Council	Wolverton & Greenleys Town Council
South Bucks District Council	Wooburn & Bourne End Parish Council
Wycombe District Council	Woughton Community Council
	Alfriston School
Amersham Town Council	Amersham School
Aston Clinton Parish Council	Amersham & Wycombe College
Aylesbury Town Council	Aylesbury College
Bletchley & Fenny Stratford Town Council	Aylesbury Grammar School
Broughton & Milton Keynes Parish Council	Aylesbury High School
Buckingham Town Council	Aylesbury Vale Academy
Buckinghamshire Care	Beaconsfield High School
Buckinghamshire Support	Beechview Middle School
Burnham Parish Council	Bedgrove Infant School
Campbell Park Parish Council	Bedgrove Junior School
Chalfont St Giles Parish Council	Bourne End Academy
Chalfont St Peter Parish Council	Brill CofE School
Chepping Wycombe Parish Council	Bourton Meadow Academy
Chesham Bois Parish Council	Bridge Academy
Chesham Town Council	Brookmead School
Chiltern Crematorium	Brooksward School
Chilterns Conservation Board	Brushwood Middle School
Coldharbour Parish Council	Buckinghamshire New University
Gerrards Cross Parish Council	Buckinghamshire University Technical College
Great Missenden Parish Council	Burnham Grammar School
Hambleden Parish Council	Bushfield School
Hazlemere Parish Council	Burnham Park E-Act Academy
Iver Parish Council	Castlefield School
Lane End Parish Council	Chalfonts Community College
Little Marlow Parish Council	Chalfont St Peter CE Academy
Longwick-cum-Ilmer Parish Council	Chalfont Valley E-Act Academy
Loughton Parish Council	Charles Warren Academy
Marlow Town Council	Chepping View Primary Academy
Newport Pagnell Town Council	Chesham Grammar School
Newton Longville Parish Council	Chiltern Hills Academy
Olney Town Council	Cottesloe School
Piddington & Wheeler End Parish Council	Danesfield School
Princes Risborough Town Council	Denbigh School
Shenley Brook End and Tattenhoe Parish Council	Denham Green E-Act Academy
Shenley Church End Parish Council	Dr Challoner's Grammar School
Stantonbury Parish Council	Dr Challoner's High School
Stony Stratford Town Council	George Grenville Academy
Waddesdon Parish Council	Germander Park School

Pension Fund Accounts

Gerrards Cross C E School	Royal Grammar School
Glastonbury Thorn First School	Royal Latin School
Great Marlow School	St Nicolas' CE Combined School Taplow
Great Missenden CoE Combined School	St Paul's RC School
Green Park School	Seer Green CofE School
Hamilton Academy	Shenley Brook End School
Hazeley Academy	Shepherdswell School
Heronsgate School	Sir Henry Floyd Grammar School
Highcrest Academy	Sir Herbert Leon Academy
Holmer Green Senior School	Sir Thomas Fremantle Academy
Ivingswood Academy	Sir William Borlase's Grammar School
John Colet School	Sir William Ramsay School
John Hampden Grammar School	Southwood Middle School
Kents Hill School	Stanton School
Khalsa Secondary Academy	Stantonbury Campus
Lace Hill Academy	Stephenson Academy
Lent Rise Academy	The Beaconsfield School
Lord Grey School	The Premier Academy
Loudwater Combined School	The Radcliffe School
Loughton School	Tickford Park School
Middleton Primary	Two Mile Ash School
Milton Keynes Academy	Waddesdon C E School
Milton Keynes College	Walton High
Milton Keynes Development Partnership	Wycombe High School
Milton Keynes Service Partnership	Wyvern School
NET Academies Trust	
New Bradwell Combined School	Election Fees:
New Chapter Primary School	Aylesbury Vale Local
Oakgrove School	Aylesbury Vale Parliamentary
Olney Infant School	Chiltern Local
Orchard Academy	Chiltern Parliamentary
Ousedale School	Milton Keynes Local
Overstone Combined School	Milton Keynes Parliamentary
Oxley Park Academy	Wycombe Local
PCC for Thames Valley	Wycombe Parliamentary
Portfields Combined School	South Bucks Local
Princes Risborough School	South Bucks Parliamentary
Rickley Park Primary School	

Admitted Bodies

Acorn Childcare
Action for Children
Action for Children (Children's Centres)
Adventure Learning Foundation (BCC)
Adventure Learning Foundation (WDC)
Alliance in Partnership
Ambassadors Theatre Group
AMEY plc
Archgate Cleaning
Ashridge Security Management
Aylesbury Vale Dial-a-Ride
Beacon Housing Association
Birkin Cleaning (John Colet)
Birkin Cleaning (Oakgrove School)
Braybourne Cleaning Services
Bucks Association of Local Councils
Bucks County Museum Trust
Bucks Learning Trust
Capita (WDC)
Chiltern Rangers CIC
Cleantec Services Limited
Connection FS (BCC)
Connexions Buckinghamshire
Enterprise Support Services UK
Excelcare
Frosts (MKC)
Heritage Care
Hertsmere Leisure Trust
Hightown Praetorian & Churches Housing Association
Innovate Ltd
Kids Play Ltd
MK Dons
Mouchel Business Services Ltd
NSL Services Group
Oxfordshire Health NHS Foundation Trust
Oxon PCT (SALT)
Paradigm Housing Association
Places for People Leisure
Police Superintendents Association
Red Kite Community Housing Ltd
Ringway Infrastructure Services Limited
Ringway Jacobs
Risk Management Security Services
SCS Wothorpe Ltd
Serco (MKC)
Serco (MKSP)
Servest Group Limited
Sports Leisure Management
Spurgeons
Stantonbury Arts & Leisure
The Fremantle Trust
Vale of Aylesbury Housing Trust
Wolverton & Watling Way Pools Trust
Wycombe Dial-A-Ride

The Audit Findings Report for Buckinghamshire Pension Fund

Year ended 31 March 2016


19 July 2016

43

Emily Hill
Engagement lead
T 020 7728 3259
E emily.hill@uk.gt.com

Nick Taylor
Audit Manager
T 01223 225514
E nick.taylor@uk.gt.com

Thomas Slaughter
In-Charge Accountant
T 020 7728 2972
E thomas.m.slaughter@uk.gt.com





Private and Confidential

Richard Scott
Chairman of the Regulatory and Audit Committee
Buckinghamshire County Council
County Hall
Walton Street
Aylesbury
Buckinghamshire
HP20 1UA

Grant Thornton UK LLP
Grant Thornton House
Melton Street
Euston Square
London
NW1 2EP
T +44 (0)20 7383 5100
www.grant-thornton.co.uk

19 July 2016

Dear Members of the Regulatory and Audit Committee

Audit Findings for Buckinghamshire Pension Fund for the year ending 31 March 2016

This Audit Findings report highlights the significant findings arising from the audit for the benefit of those charged with governance (in the case of Buckinghamshire Pension Fund, the Regulatory and Audit Committee), as required by International Standard on Auditing (UK & Ireland) 260, the Local Audit and Accountability Act 2014 and the National Audit Office Code of Audit Practice. Its contents have been discussed with the Director of Assurance.

As auditors we are responsible for performing the audit, in accordance with International Standards on Auditing (UK & Ireland), which is directed towards forming and expressing an opinion on the financial statements that have been prepared by management with the oversight of those charged with governance. The audit of the financial statements does not relieve management or those charged with governance of their responsibilities for the preparation of the financial statements.

The contents of this report relate only to those matters which came to our attention during the conduct of our normal audit procedures which are designed primarily for the purpose of expressing our opinion on the financial statements. Our audit is not designed to test all internal controls or identify all areas of control weakness. However, where, as part of our testing, we identify any control weaknesses, we will report these to you. In consequence, our work cannot be relied upon to disclose defalcations or other irregularities, or to include all possible improvements in internal control that a more extensive special examination might identify. We do not accept any responsibility for any loss occasioned to any third party acting, or refraining from acting on the basis of the content of this report, as this report was not prepared for, nor intended for, any other purpose.

We would like to take this opportunity to record our appreciation for the kind assistance provided by the finance team and other staff during our audit.

Yours sincerely

Emily Hill, Engagement lead

Chartered Accountants

Grant Thornton UK LLP is a limited liability partnership registered in England and Wales: No. OC307742. Registered office: Grant Thornton House, Melton Street, Euston Square, London NW1 2EP. A list of members is available from our registered office. Grant Thornton UK LLP is authorised and regulated by the Financial Conduct Authority.
Grant Thornton UK LLP is a member firm of Grant Thornton International Ltd (GTIL). GTIL and the member firms are not a worldwide partnership. Services are delivered by the member firms. GTIL and its member firms are not agents of, and do not obligate, one another and are not liable for one another's acts or omissions. Please see grant-thornton.co.uk for further details.

Contents

Section	Page
1. Executive summary	4
2. Audit findings	7
3. Fees, non-audit services and independence	19
4. Communication of audit matters	21

Appendices

- A Action plan
- B Audit opinion
- C Audit opinion on the annual report

45

Section 1: Executive summary

01. Executive summary

02. Audit findings

03. Fees, non audit services and independence

04. Communication of audit matters

Purpose of this report

This report highlights the key issues affecting the results of Buckinghamshire Pension Fund ('the Fund') and the preparation of the fund's financial statements for the year ended 31 March 2016. It is also used to report our audit findings to management and those charged with governance in accordance with the requirements of International Standard on Auditing (UK & Ireland) 260, and the Local Audit and Accountability Act 2014 ('the Act').

Under the National Audit Office (NAO) Code of Audit Practice ('the Code'), we are required to report whether, in our opinion, the Fund's financial statements give a true and fair view of the financial position of the fund and its income and expenditure for the year and whether they have been properly prepared in accordance with the CIPFA Code of Practice on Local Authority Accounting.

We are also required consider other information published together with the audited financial statements, whether it is consistent with the financial statements and in line with required guidance. This includes the Pension Fund Annual Report.

47

Introduction

In the conduct of our audit we have not had to alter or change our audit approach, which we communicated to you in our Audit Plan dated February 2016.

Our audit is substantially complete although we are finalising our procedures in the following areas:

- receipt of the year end balance confirmation from Lloyds Bank
- review of the final version of the financial statements
- obtaining and reviewing the management letter of representation and
- updating our post balance sheet events review, to the date of signing the opinion

We received draft financial statements and accompanying working papers at the commencement of our work, in accordance with the agreed timetable.

We anticipate providing a unqualified audit opinion in respect of the financial statements (see Appendix B). We have also included our anticipated opinion on the Annual Report at Appendix C.

Key audit and financial reporting issues

Financial statements opinion

We have identified no adjustments affecting the Fund's reported financial position, with the financial statements for the year ended 31 March 2016 recording net assets available for benefits during the year of £2,221,253k. We recommended a small number of adjustments to improve the presentation of the financial statements in relation to the disclosures around the classification of investments within the fair value hierarchy; these are set out in further detail on page 18 of this report and have been amended in the final financial statements.

We anticipate providing an unqualified opinion in respect of the Fund's financial statements.

Further details are set out in section two of this report.

Controls

Roles and responsibilities

48 The Fund's management is responsible for the identification, assessment, management and monitoring of risk, and for developing, operating and monitoring the system of internal control.

Our audit is not designed to test all internal controls or identify all areas of control weakness. However, where, as part of our testing, we identify any control weaknesses, we report these to the Fund.

Findings

We draw your attention in particular to control issues identified in relation to:

- We noted from our testing of controls around new starters into the scheme that for a number of new starters, statutory notice letters had not been sent out.

Further details are provided within section two of this report.

The way forward

Matters arising from the financial statements audit have been discussed with the Director of Assurance and the Pensions and Investments Manager.

We have made a single recommendation, which is set out in the action plan at Appendix A. The recommendation has been discussed and agreed with the Director of Assurance and the finance team.

Acknowledgement

We would like to take this opportunity to record our appreciation for the assistance provided by the finance team and other staff during our audit.

Grant Thornton UK LLP
July 2016

Section 2: Audit findings

01. Executive summary

02. Audit findings

03. Fees, non audit services and independence

04. Communication of audit matters

This section summarises the findings of the audit, we report on the final level of materiality used and the work undertaken against the risks we identified in our initial audit plan. We also conclude on the accounting policies, estimates and judgements used and highlight any weaknesses found as part of the audit in internal controls. As required by auditing standards we detail both adjusted and unadjusted misstatements to the accounts and their impact on the financial statements.

Materiality

In performing our audit, we apply the concept of materiality, following the requirements of International Standard on Auditing (UK & Ireland) (ISA) 320: Materiality in planning and performing an audit. The standard states that 'misstatements, including omissions, are considered to be material if they, individually or in the aggregate, could reasonably be expected to influence the economic decisions of users taken on the basis of the financial statements'.

As we reported in our audit plan, we determined overall materiality to be £22,058k (being 1% of net assets as per the net assets statement in the 2014/15 accounts). We have considered whether this level remained appropriate during the course of the audit and have made no changes to our overall materiality.

We also set an amount below which misstatements would be clearly trivial and would not need to be accumulated or reported to those charged with governance because we would not expect that the accumulated effect of such amounts would have a material impact on the financial statements. We have defined the amount below which misstatements would be clearly trivial to be £1,102k. This remains the same as reported in our audit plan.

Audit findings against significant risks

"Significant risks often relate to significant non-routine transactions and judgmental matters. Non-routine transactions are transactions that are unusual, either due to size or nature, and that therefore occur infrequently. Judgmental matters may include the development of accounting estimates for which there is significant measurement uncertainty" (ISA (UK&I) 315).

In this section we detail our response to the significant risks of material misstatement which we identified in the Audit Plan. As we noted in our plan, there are two presumed significant risks which are applicable to all audits under auditing standards.

	Risks identified in our audit plan	Work completed	Assurance gained and issues arising
51	<p>1. The revenue cycle includes fraudulent transactions</p> <p>Under ISA (UK&I) 240 there is a presumed risk that revenue may be misstated due to the improper recognition of revenue.</p> <p>This presumption can be rebutted if the auditor concludes that there is no risk of material misstatement due to fraud relating to revenue recognition.</p>	<p>Having considered the risk factors set out in ISA240 and the nature of the revenue streams at Buckinghamshire Pension Fund, we have determined that the risk of fraud arising from revenue recognition can be rebutted, because:</p> <ul style="list-style-type: none"> • there is little incentive to manipulate revenue recognition • opportunities to manipulate revenue recognition are very limited; and • the culture and ethical frameworks of local authorities, including Buckinghamshire County Council as the administering authority, mean that all forms of fraud are seen as unacceptable. <p>We have tested investment income and have noted no indicators of fraudulent revenue recognition from the work performed.</p>	<p>Our audit work has not identified any material issues in respect of revenue recognition.</p>
	<p>2. Management over-ride of controls</p> <p>Under ISA (UK&I) 240 it is presumed that the risk of management over-ride of controls is present in all entities.</p>	<p>We have completed the following procedures</p> <ul style="list-style-type: none"> • testing of journal entries • review of accounting estimates, judgements and decisions made by management • review of unusual significant transactions 	<p>Our audit work has not identified any evidence of management over-ride of controls. In particular the findings of our review of journal controls and testing of journal entries has not identified any significant issues.</p> <p>We set out later in this section of the report our work and findings on key accounting estimates and judgements.</p>

Audit findings against significant risks (continued)

We have also identified the following significant risks of material misstatement from our understanding of the entity. We set out below the work we have completed to address these risks.

	Risks identified in our audit plan	Work completed	Assurance gained and issues arising
52	<p>3. Level 3 Investments – Valuation is incorrect</p> <p>Under ISA 315 significant risks often relate to significant non-routine transactions and judgemental matters. Level 3 investments by their very nature require a significant degree of judgement to reach an appropriate valuation at year end.</p>	<p>We have undertaken the following in relation to this risk:</p> <ul style="list-style-type: none"> Completed walkthrough tests of controls on investments. Tested a sample of investments by obtaining and reviewing the audited accounts at latest date for individual investments and agreeing these to the fund manager reports at that date. Those values were then reconciled to the values at 31 March with reference to known movements in the intervening period. Reviewed the qualifications of fund managers as experts to value the level 3 investments at year end and gain an understanding of how the valuation of these investments has been reached. Reviewed the nature and basis of estimated values and considered what assurance management has over the year end valuations provided for these types of investments. Reviewed the competence, expertise and objectivity of any management experts used. 	<ul style="list-style-type: none"> We have noted that: <ul style="list-style-type: none"> The Legal & General indexed equity and bond funds should be reclassified as level 1 investments The Aviva investment portfolio in unit trust and indirect property investments should be reclassified as level 2 investments The Royal London Asset Management Sterling EX Y BD-Z fund should be reclassified as level 1 investments. Our audit has noted no other concerns in relation to the valuation of Level 3 investments.

Audit findings against other risks

In this section we detail our response to the other risks of material misstatement which we identified in the Audit Plan. Recommendations, together with management responses are attached at appendix A.

Transaction cycle	Description of risk	Work completed	Assurance gained & issues arising
Investment purchases and sales	Investment valuation not correct. (Valuation gross or net)	<p>We have undertaken the following work in relation to this risk:</p> <ul style="list-style-type: none"> • We have performed a walkthrough to gain assurance that the in-year controls were operating in accordance with our documented understanding. • We have reviewed the reconciliation of information provided by the fund managers, the custodian and the Pension Fund's own records and sought explanations for variances. • Tested a sample of purchases and sales to ensure they are appropriate. 	Our audit work has not identified any significant issues in relation to the risk identified.
Investment values – Level 2 investments	<p>Fair value measurements priced using inputs that are observable either directly or indirectly not correct (Valuation gross)</p> <p>Fair value measurements priced using inputs based on observable market data not correct (Valuation gross)</p>	<p>We have undertaken the following work in relation to this risk:</p> <ul style="list-style-type: none"> • We have performed a walkthrough to gain assurance that the in-year controls were operating in accordance with our documented understanding. • Tested a sample of level 2 investments to independent information from the custodian and fund manager. 	Our audit work has not identified any significant issues in relation to the risk identified.

Audit findings against other risks (continued)

Transaction cycle	Description of risk	Work completed	Assurance gained & issues arising
Contributions	Recorded contributions not correct (Occurrence)	<p>We have undertaken the following work in relation to this risk:</p> <ul style="list-style-type: none"> • We have performed a walkthrough to gain assurance that the in-year controls were operating in accordance with our documented understanding. • Controls testing over occurrence, completeness and accuracy of contributions made in respect of Buckinghamshire County Council, • Tested a sample of contributions in respect of scheduled and admitted bodies to source data to gain assurance over their accuracy and occurrence. • Trend analysis of scheme contributions across the year. • Rationalised contributions received with reference to changes in member body payrolls and numbers of contributing pensioners and ensured that any unexpected trends were satisfactorily explained. 	Our audit work has not identified any significant issues in relation to the risk identified.
Benefits payable	Benefits improperly computed/claims liability understated (Completeness, accuracy and occurrence)	<p>We have undertaken the following work in relation to this risk:</p> <ul style="list-style-type: none"> • We have performed a walkthrough to gain assurance that the in-year controls were operating in accordance with our documented understanding. • Controls testing over, completeness, accuracy and occurrence of benefit payments, • Tested a sample of individual pensions in payment by reference to member files. • Trend analysis of benefit payments across the year to assess the completeness of benefit payments. • Rationalised pensions paid with reference to changes in pensioner numbers and increases applied in the year and ensured that any unusual trends were satisfactorily explained. 	Our audit work has not identified any significant issues in relation to the risk identified.


54

Audit findings against other risks (continued)

Transaction cycle	Description of risk	Work completed	Assurance gained & issues arising
Member Data	Member data not correct. (Rights and Obligations)	<p>We have undertaken the following work in relation to this risk:</p> <ul style="list-style-type: none"> • We have performed a walkthrough to gain assurance that the in-year controls were operating in accordance with our documented understanding. • Controls testing over annual reconciliations and verifications with individual members. • Sample tested changes to member data made during the year to source documentation. 	<p>We noted from our testing of controls around new starters into the scheme that for a number of new starters, statutory notice letters had not been sent out. In all other respects these two cases had been treated correctly and we are satisfied that both have been recorded on the Altair system correctly.</p> <p>Our audit work has not identified any other significant issues in relation to the risk identified.</p>


Accounting policies, estimates and judgements

In this section we report on our consideration of accounting policies, in particular revenue recognition policies, and key estimates and judgements made and included with the Fund's financial statements.

Accounting area	Summary of policy	Comments	Assessment
Revenue recognition	<ul style="list-style-type: none"> Contributions, benefits and investment income are included on an accruals basis. All settlements for buying and selling investments are accrued on the day of trading. Interest on deposits is accrued if not received by the end of the financial year. 	The revenue recognition policies are appropriate and in accordance with the CIPFA Code of Practice and International Financial Reporting Standards (IFRS).	 Green
Judgements and estimates	<ul style="list-style-type: none"> Key estimates and judgements include: <ul style="list-style-type: none"> Valuation of level 3 investments Actuarial estimate disclosures 	In all significant respects judgements and estimates have been disclosed appropriately and adequately in accordance with appropriate accounting policies. No evidence has been identified during our audit to suggest management has not exercised appropriate and reasonable judgement.	 Green
Going concern	Officers have a reasonable expectation that the services provided by the Fund will continue for the foreseeable future. For this reason, they continue to adopt the going concern basis in preparing the financial statements.	We have reviewed officer's assessment and are satisfied with management's assessment that the going concern basis is appropriate for the 2015/16 financial statements.	 Green

Assessment

Accounting policies, estimates and judgements continued

Accounting area	Summary of policy	Comments	Assessment
Other accounting policies	We have reviewed the Council's policies against the requirements of the CIPFA Code and accounting standards.	We have reviewed the Fund's policies against the requirements of the CIPFA Code of Practice. We consider the Fund's accounting policies are appropriate and consistent with previous years.	 Amber

Assessment

Other communication requirements

We set out below details of other matters which we, as auditors, are required by auditing standards and the Code to communicate to those charged with governance.


	Issue	Commentary
1.	Matters in relation to fraud	<ul style="list-style-type: none"> We have previously discussed the risk of fraud with the Regulatory and Audit Committee and been made aware of low-level frauds identified and investigated by internal audit. We have not been made aware of any other incidents in the period and no other issues have been identified during the course of our audit procedures.
2.	Matters in relation to related parties	<ul style="list-style-type: none"> From the work we carried out, we have not identified any related party transactions which have not been disclosed
3.	Matters in relation to laws and regulations	<ul style="list-style-type: none"> You have not made us aware of any significant incidences of non-compliance with relevant laws and regulations and we have not identified any incidences from our audit work.
4.	Written representations	<ul style="list-style-type: none"> A standard letter of representation has been requested from the Fund.
5.	Confirmation requests from third parties	<ul style="list-style-type: none"> We requested from management permission to send confirmation requests to the fund custodian BNY Mellon, fund managers and Lloyds Bank. This permission was granted and the requests were sent. Our request to the custodian and all of our requests to fund managers were returned with positive confirmation, however a the date of issue of this report we are still waiting for the bank confirmation from Lloyds to be received.
6.	Disclosures	<ul style="list-style-type: none"> We noted that a small number of amendments to the fair value hierarchy disclosures within Note 12 were required. Our review found no other material omissions in the financial statements.
7.	Matters on which we report by exception	<ul style="list-style-type: none"> We are required to report by exception where the Pension Fund Annual Report is inconsistent with the financial statements. We have not identified any issues we wish to report.

Internal controls

The purpose of an audit is to express an opinion on the financial statements.



Our audit included consideration of internal controls relevant to the preparation of the financial statements in order to design audit procedures that are appropriate in the circumstances, but not for the purpose of expressing an opinion on the effectiveness of internal control. We considered and walked through the internal controls for Investments, Contributions, Benefits Payable, and Member Data as set out on pages 9 to 13 above.

The matter that we identified during the course of our audit is set out in the table below. This, together with management responses, is included in the action plan attached at Appendix A.

	Assessment	Issue and risk	Recommendations
1.	 Red	<ul style="list-style-type: none"> We noted from our testing of controls around new starters into the scheme that for a number of new starters, statutory notice letters had not been sent out despite the new starters having been employed for several months. 	<ul style="list-style-type: none"> Ensure that statutory notice letters for new starters are sent out in a timely manner.

59

Assessment

-  Significant deficiency – risk of significant misstatement (Red)
-  Deficiency – risk of inconsequential misstatement (Amber)

The matters reported here are limited to those deficiencies that we have identified during the course of our audit and that we have concluded are of sufficient importance to merit being reported to you in accordance with auditing standards.

Misclassifications and disclosure changes

The table below provides details of misclassification and disclosure changes identified during the audit which have been made in the final set of financial statements.

Adjustment type	Value £'000	Account balance	Impact on the financial statements
1 Misclassification	-	Fair value hierarchy disclosures	<p>The following amendments to the financial instruments fair value disclosures presented within Note 12 have been noted as required:</p> <ul style="list-style-type: none"> - Pool investment vehicle investments of £612,221k relating to the Legal & General indexed equity and bond funds and Royal London Asset Management Sterling EX Y BD-Z fund should be reclassified from Level 3 to Level 1 - Property – unit trust investments of £186,330k relating to the Aviva investment portfolio should be reclassified from Level 3 to Level 2 - Dividend income receivable, cash deposits, current assets and current liabilities of £7,157k, £69,072k, £12,468k and £(4,764)k respectively should be reclassified from Level 1 to Level 2

Section 3: Fees, non-audit services and independence

01. Executive summary

02. Audit findings

03. Fees, non audit services and independence

04. Communication of audit matters

We confirm below our final fees charged for the audit.

Fees

	Proposed fee per Audit Plan £	Actual fees £
Pension fund scale fee	25,033	25,033
Total audit fees (excluding VAT)	25,033	25,033

The proposed fees for the year were in line with the scale fee set by Public Sector Audit Appointments Ltd (PSAA).

2

Fees for other services

Service	Fees £
No other services have been provided	-

Independence and ethics

We confirm that there are no significant facts or matters that impact on our independence as auditors that we are required or wish to draw to your attention. We have complied with the Auditing Practices Board's Ethical Standards and therefore we confirm that we are independent and are able to express an objective opinion on the financial statements.

We confirm that we have implemented policies and procedures to meet the requirements of the Auditing Practices Board's Ethical Standards.

Section 4: Communication of audit matters

01. Executive summary

02. Audit findings

03. Fees, non audit services and independence

04. Communication of audit matters

Communication to those charged with governance

International Standards on Auditing ISA (UK&I) 260, as well as other ISAs, prescribe matters which we are required to communicate with those charged with governance, and which we set out in the table opposite.

The Audit Plan outlined our audit strategy and plan to deliver the audit, while this Audit Findings report presents the key issues and other matters arising from the audit, together with an explanation as to how these have been resolved.

Respective responsibilities

The Audit Findings Report has been prepared in the context of the Statement of Responsibilities of Auditors and Audited Bodies issued by Public Sector Audit Appointments Limited (<http://www.psa.co.uk/appointing-auditors/terms-of-appointment/>)

We have been appointed as the Fund's independent external auditors by the Audit Commission, the body responsible for appointing external auditors to local public bodies in England at the time of our appointment. As external auditors, we have a broad remit covering finance and governance matters.

Our annual work programme is set in accordance with the Code of Audit Practice ('the Code') issued by the NAO (<https://www.nao.org.uk/code-audit-practice/about-code/>). Our work considers the Fund's key risks when reaching our conclusions under the Code.

It is the responsibility of the Fund to ensure that proper arrangements are in place for the conduct of its business, and that public money is safeguarded and properly accounted for. We have considered how the Fund is fulfilling these responsibilities.

Our communication plan	Audit Plan	Audit Findings
Respective responsibilities of auditor and management/those charged with governance	✓	
Overview of the planned scope and timing of the audit. Form, timing and expected general content of communications	✓	
Views about the qualitative aspects of the entity's accounting and financial reporting practices, significant matters and issues arising during the audit and written representations that have been sought		✓
Confirmation of independence and objectivity	✓	✓
A statement that we have complied with relevant ethical requirements regarding independence, relationships and other matters which might be thought to bear on independence. Details of non-audit work performed by Grant Thornton UK LLP and network firms, together with fees charged Details of safeguards applied to threats to independence	✓	✓
Material weaknesses in internal control identified during the audit		✓
Identification or suspicion of fraud involving management and/or others which results in material misstatement of the financial statements		✓
Non compliance with laws and regulations		✓
Expected modifications to auditor's report		✓
Uncorrected misstatements		✓
Significant matters arising in connection with related parties		✓
Significant matters in relation to going concern		✓

Appendices

Appendix A: Action plan

Priority

High - Significant effect on control system

Medium - Effect on control system

Low - Best practice

Rec No.	Recommendation	Priority	Management response	Implementation date & responsibility
1.	Ensure that statutory notice letters for new starters are sent out in a timely manner.	High	The printing of statutory notices was ceased due to an issue with the content of the letter. This took some time to resolve and a backlog of letters built up. The statutory notices have now all been sent and will be issued in a timely manner from now on.	Julie Edwards (Pension Fund Manager), 18 th July 2016

Appendix B: Audit opinion

We anticipate we will provide the Fund with an unmodified audit.

DRAFT - INDEPENDENT AUDITOR'S REPORT TO THE MEMBERS OF BUCKINGHAMSHIRE COUNTY COUNCIL

We have audited the pension fund financial statements of Buckinghamshire County Council (the "Authority") for the year ended 31 March 2016 under the Local Audit and Accountability Act 2014 (the "Act"). The pension fund financial statements comprise the Pension Fund Account, the Net Assets Statement and the related notes. The financial reporting framework that has been applied in their preparation is applicable law and the CIPFA/LASAAC Code of Practice on Local Authority Accounting in the United Kingdom 2015/16.

This report is made solely to the members of the Authority, as a body, in accordance with Part 5 of the Act and as set out in paragraph 43 of the Statement of Responsibilities of Auditors and Audited Bodies published by Public Sector Audit Appointments Limited. Our audit work has been undertaken so that we might state to the members those matters we are required to state to them in an auditor's report and for no other purpose. To the fullest extent permitted by law, we do not accept or assume responsibility to anyone other than the Authority and the Authority's members as a body, for our audit work, for this report, or for the opinions we have formed.

Respective responsibilities of the Director of Assurance and auditor

As explained more fully in the Statement of Responsibilities for the Statement of Accounts, the Director of Assurance is responsible for the preparation of the Authority's Statement of Accounts, which includes the pension fund financial statements, in accordance with proper practices as set out in the CIPFA/LASAAC Code of Practice on Local Authority Accounting in the United Kingdom 2015/16, which give a true and fair view. Our responsibility is to audit and express an opinion on the pension fund financial statements in accordance with applicable law and International Standards on Auditing (UK and Ireland). Those standards require us to comply with the Auditing Practices Board's Ethical Standards for Auditors.

Scope of the audit of the financial statements

An audit involves obtaining evidence about the amounts and disclosures in the financial statements sufficient to give reasonable assurance that the financial statements are free from material misstatement, whether caused by fraud or error. This includes an assessment of whether the accounting policies are appropriate to the pension fund's circumstances and have been consistently applied and adequately disclosed; the reasonableness of significant accounting estimates made by the Director of Assurance; and the overall presentation of the pension fund financial statements. In addition, we read all the financial and non-financial information in the Authority's Statement of Accounts to identify material inconsistencies with the

audited pension fund financial statements and to identify any information that is apparently materially incorrect based on, or materially inconsistent with, the knowledge acquired by us in the course of performing the audit. If we become aware of any apparent material misstatements or inconsistencies we consider the implications for our report.

Opinion on financial statements

In our opinion the financial statements:

- present a true and fair view of the financial transactions of the pension fund during the year ended 31 March 2016 and of the amount and disposition of the fund's assets and liabilities as at 31 March 2016; and
- have been prepared properly in accordance with the CIPFA/LASAAC Code of Practice on Local Authority Accounting in the United Kingdom 2015/16 and applicable law.

Opinion on other matters

In our opinion, the other information published together with the audited pension fund financial statements in the Authority's Statement of Accounts is consistent with the audited pension fund financial statements.

Certificate

We certify that we have completed the audit of the accounts of the Pension Fund in accordance with the requirements of the Act and the Code.

Emily Hill

for and on behalf of Grant Thornton UK LLP, Appointed Auditor

Grant Thornton House
Euston Square
Melton Street
London
NW1 2EP

To be dated, 2016

Appendix C: Proposed audit opinion on the annual report

We anticipate we will provide the Fund with an unmodified audit report

DRAFT - Independent auditor's report to the members of Buckinghamshire County Council on the consistency of the pension fund financial statements included in the pension fund annual report

The accompanying pension fund financial statements of Buckinghamshire County Council (the "Authority") for the year ended 31 March 2016 which comprise the fund account, the net assets statement and the related notes are derived from the audited pension fund financial statements for the year ended 31 March 2016 included in the Authority's Statement of Accounts. We expressed an unmodified audit opinion on the pension fund financial statements in the Statement of Accounts in our report dated 28 July 2016. The pension fund annual report, and the pension fund financial statements, do not reflect the effects of events that occurred subsequent to the date of our report on the Statement of Accounts. Reading the pension fund financial statements is not a substitute for reading the audited Statement of Accounts of the Authority.

This report is made solely to the members of the Authority, as a body, in accordance with Part 5 paragraph 20(5) of the Local Audit and Accountability Act 2014 and as set out in paragraph 43 of the Statement of Responsibilities of Auditors and Audited Bodies published by Public Sector Audit Appointments Limited. Our work has been undertaken so that we might state to the members of the Authority those matters we are required to state to them in an auditor's report and for no other purpose. To the fullest extent permitted by law, we do not accept or assume responsibility to anyone other than the Authority and the Authority's members as a body, for our audit work, for this report, or for the opinions we have formed.

Director of Assurance responsibilities for the pension fund financial statements in the pension fund annual report

Under the Local Government Pension Scheme Regulations 2013 the Director of Assurance is responsible for the preparation of the pension fund financial statements, which must include the fund account, the net asset statement and supporting notes and disclosures prepared in accordance with proper practices. Proper practices for the pension fund financial statements in both the Authority Statement of Accounts and the pension fund annual report are set out in the CIPFA/LASAAC Code of Practice on Local Authority Accounting in the United Kingdom 2015/16.

Auditor's responsibility

Our responsibility is to state to you whether the pension fund financial statements in the pension fund annual report are consistent with the pension fund financial statements in the Authority's Statement of Accounts in accordance with International Standard on Auditing 810, Engagements to Report on Summary Financial Statements.

In addition we read the other information contained in the pension fund annual report and consider the implications for our report if we become aware of any apparent misstatements or material inconsistencies with the pension fund financial statements. The other information consists of Introduction from the Finance Director (Business Services Plus), Management and Financial Performance Report, Investment Policy and Performance Report, Scheme Administration Report, Governance Statements, Pensions Administration Strategy Report, Communications Policy Statement, Funding Strategy Statement, Statement of Investment Principles, Additional Information for the Scheme Annual Report and Actuary's Statement as at 31 March 2016.

Opinion

In our opinion, the pension fund financial statements in the pension fund annual report derived from the audited pension fund financial statements in the Authority Statement of Accounts for the year ended 31 March 2016 are consistent, in all material respects, with those financial statements in accordance with proper practices as defined in the CIPFA/LASAAC Code of Practice on Local Authority Accounting in the United Kingdom 2015/16 and applicable law.

Emily Hill

for and on behalf of Grant Thornton UK LLP, Appointed Auditor

Grant Thornton House
Melton Street
Euston Square
London
NW1 2EP

To be dated, 2016



© 2016 Grant Thornton UK LLP. All rights served.

'Grant Thornton' refers to the brand under which the Grant Thornton member firms provide assurance, tax and advisory services to their clients and/or refers to one or more member firms, as the context requires.

Grant Thornton UK LLP is a member firm of Grant Thornton International LTD (GTIL). GTIL and the member firms are not a worldwide partnership. GTIL and each member firm is a separate legal entity. Services are delivered by the member firms. GTIL does not provide services to clients. GTIL, and its member firms are not agents of, and do not obligate, one another and are not liable for one another's acts or omissions.

grant-thornton.co.uk

Buckinghamshire County Council

Business Services Plus – Consultancy

County Hall, Walton Street
Aylesbury, Buckinghamshire HP20 1UA

Director of Assurance

Richard Ambrose

www.buckscc.gov.uk

Grant Thornton
Grant Thornton House
Euston Square
Melton Street
London NW1 2EP

Dated: 28 July 2016

Dear Sirs

Buckinghamshire County Council Pension Fund – Financial Statements for the year ended 31 March 2016

This representation letter is provided in connection with your audit of the financial statements of Buckinghamshire County Council Pension Fund ('the Fund') for the year ended 31 March 2016 for the purpose of expressing an opinion as to whether the financial statements show a true and fair view of the financial transactions of the Fund during the year ended 31 March 2016, and of the amount and disposition at that date of its assets and liabilities, in accordance with applicable law and the CIPFA/LASAAC Code of Practice on Local Authority Accounting in the United Kingdom 2015/16 ('the Code').

We confirm that to the best of our knowledge and belief having made such inquiries as we considered necessary for the purpose of appropriately informing ourselves:

Financial Statements

- 1 We have fulfilled our responsibilities for the preparation of the financial statements in accordance with proper practices as set out in the Code; which give a true and fair view in accordance therewith, and for keeping records in respect of contributions received in respect of active members.
- 2 We have complied with the requirements of all statutory directions affecting the Fund and these matters have been appropriately reflected and disclosed in the financial statements.
- 3 The Council has complied with all aspects of contractual agreements that could have a material effect on the financial statements in the event of non-compliance. There has

been no non-compliance with requirements of regulatory authorities that could have a material effect on the financial statements in the event of non-compliance.

- 4 We acknowledge our responsibility for the design, implementation and maintenance of internal control to prevent and detect fraud.
- 5 Significant assumptions used by us in making accounting estimates, including those measured at fair value, are reasonable.
- 6 We acknowledge our responsibilities for making the accounting estimates included in the financial statements. Where it was necessary to choose between estimation techniques that comply with the Code, we selected the estimation technique considered to be the most appropriate to the Fund's particular circumstances for the purpose of giving a true and fair view. Those estimates reflect our judgement based on our knowledge and experience about past and current events and are also based on our assumptions about conditions we expect to exist and courses of action we expect to take.
- 7 We are satisfied that the material judgements used in the preparation of the financial statements are soundly based, in accordance with the Code and adequately disclosed in the financial statements. There are no other material judgements that need to be disclosed.
- 8 Except as disclosed in the financial statements:
 - there are no unrecorded liabilities, actual or contingent
 - none of the assets of the Fund have been assigned, pledged or mortgaged
 - there are no material prior year charges or credits, nor exceptional or non-recurring items requiring separate disclosure.
- 9 Related party relationships and transactions have been appropriately accounted for and disclosed in accordance with the requirements of the Code.
- 10 Actual or possible litigation and claims have been accounted for and disclosed in accordance with the requirements of the Code.
- 11 All events subsequent to the date of the financial statements and for which the Code requires adjustment or disclosure have been adjusted or disclosed.
- 12 We have considered the misclassification schedule included in your Audit Findings Report. The financial statements have been amended for this misstatement and are free of material misstatements, including omissions.
- 13 We believe that the Fund's financial statements should be prepared on a going concern basis on the grounds that current and future sources of funding or support will be more than adequate for the Fund's needs. We believe that no further disclosures relating to

the Fund's ability to continue as a going concern need to be made in the financial statements.

14 We have no plans or intentions that may materially alter the carrying value or classification of assets and liabilities reflected in the financial statements.

Information Provided

15 We have provided you with:

- access to all information of which we are aware that is relevant to the preparation of the financial statements such as records, documentation and other matters;
- additional information that you have requested from us for the purpose of your audit; and
- unrestricted access to persons from whom you determined it necessary to obtain audit evidence.

16 We have communicated to you all deficiencies in internal control of which management is aware.

17 We have disclosed to you the results of our assessment of the risk that the financial statements may be materially misstated as a result of fraud.

18 All transactions have been recorded in the accounting records and are reflected in the financial statements.

19 We have disclosed to you all our knowledge of fraud or suspected fraud affecting the Fund involving:

- management;
- employees who have significant roles in internal control; or
- others where the fraud could have a material effect on the financial statements.

20 We have disclosed to you all our knowledge of any allegations of fraud, or suspected fraud, affecting the Fund's financial statements communicated by employees, former employees, analysts, regulators or others.

21 We have disclosed to you all known instances of non-compliance or suspected non-compliance with laws and regulations whose effects should be considered when preparing financial statements.

22 We have drawn to your attention all correspondence and notes of meetings with regulators.

23 We are not aware of any reports having been made to The Pensions Regulator by any of our advisors.

24 We have disclosed to you the identity of all the Fund's related parties and all the related party relationships and transactions of which we are aware.

25 We have disclosed to you all known actual or possible litigation and claims whose effects should be considered when preparing the financial statements.

Approval

The approval of this letter of representation was minuted by the Regulatory and Audit Committee at its meeting on 28 July 2016.

Yours faithfully

Signed

Signed

Name Richard Ambrose

Name Richard Scott

Position Director of Assurance

Position Chairman of Regulatory & Audit Committee

Date

Date

Signed on behalf of Buckinghamshire County Council as administering body of the Buckinghamshire County Council Pension Fund.

Pension Fund Committee

Title:	Pension Fund Annual Report and Account 2015/16
Date:	27 July 2016
Author:	Finance Director (Business Services Plus)
Contact officer:	Cheryl Platts 01296 383407
Electoral divisions affected:	N/A

Summary

To present, for approval, the Pension Fund Annual Report and Accounts for 2015/16.

Recommendation

The Committee is asked to **APPROVE** the annual report, subject to the accounts element being signed off by Regulatory and Audit Committee.

Supporting information to include the following if a decision is being requested:

Resource implications

1. There are none arising directly from this report.

Legal implications

2. There are none arising directly from this report.

Other implications/issues

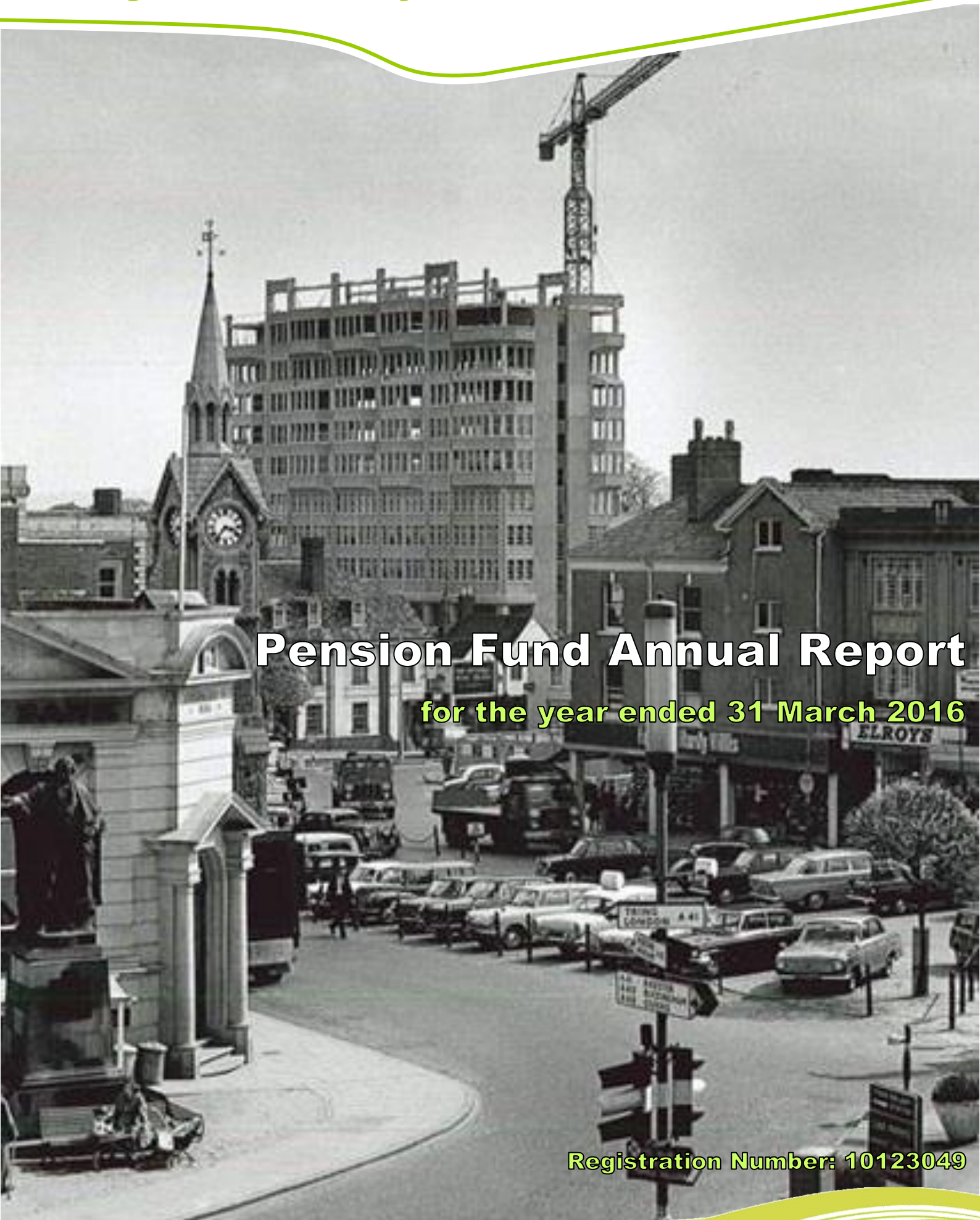
3. The Pension Fund's Annual Report and Accounts 2015/16 are attached as an appendix. The report is being presented to the Pension Fund Committee for approval, subject to the accounts element being signed off by the Regulatory and Audit Committee. The findings of Grant Thornton, based on their recent audit, are being presented to this committee meeting.

Feedback from consultation, Local Area Forums and Local Member views (if relevant)

4. Not applicable

Background Papers

Pension Fund Annual Report and Accounts 2015/16



Pension Fund Annual Report

for the year ended 31 March 2016

Registration Number: 10123049

**County Hall – tower block under construction
1964 to '66**



TABLE OF CONTENTS

Scheme Management and Advisers	1
Introduction from the Finance Director (Business Services Plus)	2
The Pensions and Investments Team	3
Local Government Pension Scheme Benefits	4
Management and Financial Performance Report	7
Risk Management	7
Financial Performance	18
An analysis of amounts due to the Fund from Employers	20
Five year analysis of pension overpayments, recoveries and any amounts written off	21
Administrative Management Performance	22
Investment Policy and Performance Report	33
Scheme Administration Report	36
Governance Statements	38
Governance Policy Statement.....	38
Governance Compliance Statement	40
Annual Review of the Buckinghamshire Pension Board	46
Pensions Administration Strategy Report	47
Communications Policy Statement	48
Funding Strategy Statement	50
Statement of Investment Principles	55
Additional Information for the Scheme Annual Report	61
Actuary's Statement as at 31 March 2016	64
Statement of Responsibilities for the Statement of Accounts	66
Independent Auditor's Report to the Members of Buckinghamshire County Council	67
Description of the Fund	68
Membership of the Fund	68
Pension Fund Account for the Year Ended 31 March 2016	69
Net Assets Statement	70
1. Basis of Preparation	70
2. Accounting Policies and Critical Judgements in Applying Accounting Policies.....	70
3. Contributions	73
4. Transfer Values	73
5. Benefits	74
6. Payments to and on Account of Leavers	74
7. Management Expenses.....	74
8. Investment Income	75
9. Investments	75
10. Investment Management Arrangements.....	77
11. Analysis of the Value of Investments	78
12. Financial Instruments	79
13. Additional Financial Risk Management Disclosures	83
14. Related Parties.....	88
15. Current Assets and Liabilities	89
16. Taxes on Income.....	90
17. Actuarial Position of the Fund.....	90
18. Actuarial Present Value of Promised Retirement Benefits.....	91

19. Contingent Liabilities and Contractual Commitments	92
20. Additional Voluntary Contributions (AVCs)	93
21. List of Scheduled and Admitted Bodies	94
Contact Us	97
Glossary of Terms and Acronyms Used	98

Scheme Management and Advisers

Administering Authority:	Buckinghamshire County Council (BCC)
Pension Fund Committee: (BCC unless stated)	Cllr John Chilver (Chairman) Cllr Richard Scott (Vice Chairman) Cllr Trevor Egleton Cllr Peter Hardy Cllr Steven Lambert Cllr David Martin Cllr John Gladwin (representing the District Councils in Buckinghamshire) Cllr Peter McDonald (Milton Keynes Council) Cllr David Carroll (Thames Valley Police)
Advisers:	Mercer Investment Consulting Carolann Dobson
Fund Managers:	Aviva Investors BlackRock Blackstone Alternative Asset Management DB Advisors Investec Asset Management Legal & General Investment Management Mirabaud Investment Management Pantheon Private Equity Partners Group Royal London Asset Management Schroders Standard Life Investments
Custodian:	BNY Mellon
AVC Providers:	Clerical Medical Prudential
Actuary:	Barnett Waddingham LLP
Fund Legal Advisors:	Buckinghamshire Law Plus (BCC)
Bankers to the Fund:	Lloyds TSB Bank plc
Fund Accountant:	Julie Edwards (BCC)
Finance Director, Consultancy:	Mark Preston (BCC)
Auditor:	Grant Thornton UK LLP
Scheme Administrators:	Pensions and Investments Team (BCC)

Introduction from the Finance Director (Business Services Plus)

Contained within this publication are the report and accounts of the Buckinghamshire County Council Pension Fund. The Fund is a part of the statutory Local Government Pension Scheme (LGPS) and is administered by Buckinghamshire County Council (BCC).

2015/16 has been a year of change for both the County Council and the Pension Fund.

The Buckinghamshire Pension Board was established in 2014/15 and their inaugural meeting was held in July 2015. Local Pension Boards were introduced by Government to enhance the governance of the LGPS Pension Schemes and they have an overview and scrutiny role on the operation and administration of the Fund. The Board has equal member and employer representation to look after the interests of all stakeholders and meet 3 times each calendar year. More information on the Buckinghamshire Pension Board is available from our website at www.buckscc.gov.uk/pensions.

Also in July 2015, as part of the budget statement, the Chancellor announced the Government's intention to work with LGPS administering authorities to develop proposals for the pooling of investments to significantly reduce costs, while maintaining overall investment performance.

As a result of the announcement, the Buckinghamshire Pension Fund submitted an initial proposal as part of the Brunel Pension Partnership with the South West Pension Funds and Oxfordshire Pension Fund in February 2016. Further work is continuing to develop the submission. A Shadow Operations Group (SOG) has been established. The primary purpose of the SOG is to develop the final proposal for the Brunel Pension Partnership. Its role includes defining and arranging delivery of any further work required to enable the implementation of the Brunel Collective Asset Pool (the "Brunel CAP"). A Shadow Oversight Board (SOB) has been established. The primary purpose of the SOB is to support fund officers to develop the final proposal for the Brunel Pension Partnership. Its role includes in particular monitoring, scrutinising and overseeing the Shadow Operations Group, as it seeks to develop the final proposal. We will keep you updated on the work of the Brunel Pension Partnership.

Looking ahead to the latter part of 2016 the Fund's Actuary, Barnett Waddingham LLP, will undertake the triennial revaluation of the Buckinghamshire County Council Pension Fund. The valuation will set out the contribution rates payable by each of the Fund's employing authorities for 2017/18, 2018/19 and 2019/2020.

Pension Fund Management

The market value of the Pension Fund was £2.214bn at 31 March 2016. The Fund, excluding private equity investments, achieved a return of -1.2%, underperforming its benchmark return of -0.2% by 1.0% in the year to 31 March 2016. In the three years to 31 March 2016, the Fund achieved a return of 6.4%, an outperformance of 0.2% compared to its benchmark for that period.

The Fund's strategy seeks to maximise the value of the Fund without increasing its exposure to risk over the medium to long term in order to meet the pension payment liabilities made, both now and in the future, to Fund members. All strategy decisions were made in accordance with our Statement of Investment Principles.

As always, we welcome any comments you have on this publication, or any matter relating to pensions administration, using the contact details available on our website, www.buckscc.gov.uk/pensions, or within our newsletters.



Mark Preston

Finance Director

Business Services Plus

Buckinghamshire County Council

15 June 2016

The Pensions and Investments Team

There are four teams in the Pensions and Investments Team; three teams which administer the Local Government Pension Scheme (“the scheme”) - the Benefits Administration Team, the Governance and Employer Liaison Team and the Systems Team. The remaining team is the Treasury Team.

Benefits Administration Team

We deal with over 24,500 active employees, 24,360 ex-employees and 16,700 pensioners on behalf of the Buckinghamshire County Council Pension Fund. The Benefits Administration Team deals with all aspects of benefits work, from new entrants to the scheme, through to retirement and death. The team’s work also includes the processing and issuing of refunds and pension estimates, responding to member and pensioner queries, issues relating to pension sharing on divorce and transfers of previous pension rights in and out of the scheme.

Governance and Employer Liaison Team

The Governance and Employer Liaison Team deal with enquiries from Employing Authorities. The team deals with the Fund’s year-end procedures and supports the Benefits Administration team where possible. Our Employers include scheduled bodies (major and smaller), admitted bodies, LEA schools and academies in Buckinghamshire and Milton Keynes. The team also produce all Fund communications.

Systems Team

The Systems Team is responsible for the specialist computer systems within the Pensions and Investments Team, including the management of *ALTAIR* (our pensions administration system), document imaging, pensioner payroll, and workflow management. The team are also responsible for the roll-out and maintenance of our online member and employer self-serve system modules.

Treasury Team

The Treasury Team is responsible for implementing the Fund’s investment strategy, and reviewing and monitoring the Pension Fund’s investments. The team also provides the Council’s treasury function.

Knowledge and Skills Policy Statement

This organisation recognises the importance of ensuring that it has the necessary resources to discharge its pensions administration responsibilities and that all staff and members charged with financial administration, governance and decision-making with regard to the pension scheme are fully equipped with the knowledge and skills to discharge the duties and responsibilities allocated to them.

It therefore seeks to utilise individuals who are both capable and experienced and it will provide and/or arrange training for staff and members of the pensions decision-making and governance bodies to enable them to acquire and maintain an appropriate level of expertise, knowledge and skills.

Local Government Pension Scheme Benefits

The Local Government Pension Scheme (LGPS) is a statutory funded pension scheme. Its benefits are defined, guaranteed in law and provide significant benefits to its members. The scheme changed from a final salary scheme to a career average revalued earnings scheme on 1 April 2014 and the LGPS 2014 benefits are summarised below.

Feature	LGPS 2014
Basis of Pension	Career Average Revalued Earnings (CARE)
Accrual Rate	1/49 th (or 1/98 th in the 50/50 scheme)
Revaluation Rate	Consumer Prices Index (CPI)
Pensionable Pay	Pay including non-contractual overtime and additional hours
Contribution Flexibility	Yes, members can pay 50% contributions for 50% of the pension benefit
Normal Pension Age	Equal to the individual member's State Pension Age (minimum age 65)
Lump Sum Trade Off	Trade £1 of pension for £12 lump sum
Death in Service Lump Sum	3 x Pensionable Pay
Death in Service Survivor Benefits	1/160 th accrual based on Tier 1 ill health pension enhancement
Ill Health Provision	<ul style="list-style-type: none"> ▪ Tier 1 - Immediate payment with service enhanced to Normal Pension Age ▪ Tier 2 - Immediate payment with 25% service enhancement to Normal Pension Age ▪ Tier 3 - Temporary payment of pension for up to 3 years
Indexation of Pension in Payment	CPI
Vesting Period	2 years

Contributions

Employee contributions are based on their actual pensionable pay. From 1 April 2014 this pensionable pay also includes all overtime, both contractual and non-contractual.

Band	Pay Bands*: Actual Pensionable Pay	Contribution Rate Main Scheme	Contribution Rate 50/50 Scheme
1	Up to £13,600	5.5%	2.75%
2	£13,601 - £21,200	5.8%	2.95%
3	£21,201 - £34,400	6.5%	3.25%
4	£34,401 - £43,500	6.8%	3.4%
5	£43,501 - £60,700	8.5%	4.25%
6	£60,701 - £86,000	9.9%	4.95%
7	£86,001 - £101,200	10.5%	5.25%
8	£101,201 - £151,800	11.4%	5.7%
9	£151,801 or more	12.5%	6.25%

* The pay bands shown applied for the Scheme year ended 31 March 2016. Pay bands are adjusted on 1 April each year in line with any change in the Consumer Price Index.

Local Government Pension Scheme Benefits

The Employer also contributes to the Fund, covering the full cost of providing the benefits. Membership of the scheme entitles the employee to receive tax relief on contributions and because the scheme was contracted out of the State Second Pension (S2P) until 5 April 2016, contributors paid slightly reduced National Insurance. However, due to changes in the State Pension, contracting-out ceased from 6 April 2016 which resulted in the loss of the National Insurance rebate.

Retirement

The scheme is funded on the basis that the benefits will become available at the member's State Pension Age (minimum age 65), though members can remain in the scheme up to age 75. Employees can voluntarily retire from age 55.

Pension built up before 1 April 2014 has a protected Normal Pension Age, which for almost all is age 65. If a member retires and draws their entire pension at their protected Normal Pension Age, the pension built up in the scheme before 1 April 2014 will be paid in full.

If a member chooses to take their pension before their protected Normal Pension Age, the pension built up in the scheme before 1 April 2014 will normally be reduced, as it is being paid earlier. If taken later than their protected Normal Pension Age it will be increased because it is being paid later.

The amount of any reduction or increase will be based on how many years earlier or later than the protected Normal Pension Age the member draws the pension they have built up in the scheme to 31 March 2014.

The benefits built up in the career average scheme from April 2014 have a Normal Pension Age linked to a member's State Pension Age (with a minimum age of 65). The amount of any reduction or increase will be based on how many years earlier or later than their State Pension Age they draw their LGPS 2014 pension.

Members cannot take benefits built up to April 2014 separately from the benefits built up from April 2014. All of the pension would have to be drawn at the same time (except in the case of Flexible Retirement).

Calculation of benefits for Scheme Members

Benefits on any membership up to 31 March 2008, in the Final Salary scheme, will be calculated as follows:

$$\text{Pension} = \frac{\text{Years Membership} \times \text{Final Salary}}{80}$$
$$\text{Lump Sum} = 3 \times \text{Pension}$$

Benefits on membership between 1 April 2008 and 31 March 2014, in the Final Salary scheme, will be calculated as follows:

$$\text{Pension} = \frac{\text{Years Membership} \times \text{Final Salary}}{60}$$

Benefits on membership after 1 April 2014, in the Career Average Revalued Earnings (CARE) scheme, will be calculated as follows:

$$\begin{aligned} &\text{Pension for year 1} \times \text{revaluation \%} && + \\ &\text{Pension for year 2} \times \text{revaluation \%} && + \\ &\text{Pension for year 3} \times \text{revaluation \%} && + \\ &\text{And so on... until } \underline{\text{final year's pension}} && + \\ &&& \underline{\text{Total CARE pension}} \end{aligned}$$

Local Government Pension Scheme Benefits

On all membership after 1 April 2008, members have the flexible option to take a lump sum by giving up some of their pension. For each £1 of pension given up, a lump sum of £12 will be paid, up to the point where the total lump sum is equal to 25% of the capital value of all their pension benefits.

Ill Health Retirement

If a member's employment is terminated because of permanent ill health and the member has at least 2 years membership, the pension payable is based on the member's accrued membership, plus:

First Tier

- 100% of prospective membership between leaving and Normal Pension Age, where the member has no reasonable prospect of being capable of obtaining gainful employment before age 65, or

Second Tier

- 25% of prospective membership between leaving and Normal Pension Age, where the member is unlikely to be capable of obtaining gainful employment within a reasonable period of time, but is likely to be able to be capable of obtaining gainful employment before Normal Pension Age.

Third Tier

- With no enhancement where the member is likely to be able to obtain gainful employment within three years of leaving and are payable for so long as he is not in gainful employment.

Death in Service

A lump sum death grant, which is three times the member's actual pay, is issued regardless of length of membership. In addition to the lump sum death grant, pensions are payable to surviving spouses/civil partners/cohabiting partners and children up to the age of 18, or while still in full time education up to age 23, which is based on the deceased member's pension. The member may nominate a person, or persons, to receive their death grant.

Death in Retirement

Surviving spouse's/civil partner's/cohabiting partner's and children's pensions will be paid in the same way as above, but it will be based on the former employee's pension. If the death occurs before ten years of the pension has been paid and before the member reached age 75, the balance will be paid as a lump sum.

Risk Management

The Fund’s statutory documentation and the Fund’s accounts contain the required sections detailing the Fund’s approach to the various types of risks it faces across its operations, together with how the Fund looks to mitigate each of these. In particular:

- The Governance Policy and Compliance Statement reviews the risk areas and mitigation approach within the Fund’s management and governance structure;
- The Statement of Investment Principles covers risk measurement and management in an investment sense;
- The Funding Strategy Statement includes a section, prepared in conjunction with the Fund’s actuary, on the identification of risks and countermeasures in relation to the Fund’s funding position and investment strategy; and
- The Pension Fund accounts contain a detailed section on the nature and extent of the risks arising from Financial Instruments, including detailed sensitivity analysis of the potential monetary impact to the Fund of the varying financial risks.

The Pension Fund Risk Register in the table below is reviewed by the Pension Fund Committee twice a year. It details the risks and risk mitigation measures in place:

Key to the risk / impact:

LIKELIHOOD	6	Extremely Likely	6	12	18	24
	5	Very Likely	5	10	15	20
	4	More Likely	4	8	12	16
	3	Less Unlikely	3	6	9	12
	2	Unlikely	2	4	6	8
	1	Extremely Unlikely	1	2	3	4
			Negligible	Moderate	High	Extreme
			1	2	3	4
			IMPACT			

Risks relating to the Fund management are numbers P1-P17 and administration risks begin at P18.

Management and Financial Performance Report

Ref	Description of risk, i.e. what is the threat or opportunity to the achievement of a business/project objective, use format "If <event happens> then <consequence of event>"	Assessment of untreated risk				Risk Treatment, i.e. what are we going to do about this risk		Assessment of residual risk			Owner
		Impact	Probability	Untreated score	Proximity, i.e. when will this risk impact	Action	By when	Impact	Probability	Residual score	
P1	If the investment strategy does not produce the returns as envisaged / required then funds perform worse than expected, the deficit increases, pressure on employer contributions, pressure on Council Tax and reputational pressure on the Pension Fund	6	3	18	ongoing	Strategy reviewed formally every 3 years Review strategy more frequently - annual refresh Action Plan where issues arise Mini-valuation undertaken annually Appointment of Investment Consultant and Committee Advisor, Investment advice analysed. A long term view is taken with regards to the Fund's investment strategy.	ongoing	6	2	12	Pension Fund Committee and Finance Director, Business Services Plus
P2	If there is a significant downturn in a particular sector / geographical location then funds perform worse than expected, the deficit increases, employers contributions would need to be increased.	5	3	15	ongoing	Strategy reviewed every 3 years Review strategy more frequently - annual refresh Action Plan where issues arise. Managers closely monitored. Economic issues are being monitored. Closer monitoring of managers' views on Eurozone. Revised strategy implemented May 2014. Annual mini-actuarial valuation reported. Governance structures require meeting every Fund Manager on average 3 times per annum. Holistic reporting to Members - not just performance based.	ongoing	5	1	5	Pension Fund Committee and Finance Director, Business Services Plus
P3	If a new investment vehicle is not understood by the Pension Fund Committee then loss of control, limited governance exercised, poor controls / limited challenge and errors.	2	2	4	ongoing	Ensure adequate training. Periodic training needs analysis undertaken to support annual training plan. Committee Advisor supports the Committee members understanding of asset classes and investment issues.	ongoing	2	1	2	Pension Fund Committee and Finance Director, Business Services Plus
P4	If there are natural or man-made disasters / problems which impact on the markets long term then loss of confidence, worried customers, lower returns and increased liabilities	2	4	8	ongoing	Governance structures provide for horizon scanning. Current investment strategy has built in flexibility that enables some degree of tactical decision making.	ongoing	2	4	8	Pension Fund Committee and Finance Director, Business Services Plus

Management and Financial Performance Report

Ref	Description of risk, i.e. what is the threat or opportunity to the achievement of a business/project objective, use format "If <event happens> then <consequence of event>"	Assessment of untreated risk				Risk Treatment, i.e. what are we going to do about this risk		Assessment of residual risk			Owner
		Impact	Probability	Untreated score	Proximity, i.e. when will this risk impact	Action	By when	Impact	Probability	Residual score	
P5	If too many early retirements then the ratio of pensioners to contributors gets worse, less able to meet obligations and pressure on contributions	2	5	10	ongoing	Early retirement options were reduced in line with 2008 LGPS regulations. Administration team monitor. The Fund's employers are responsible for the pension strain costs, not the Fund.	ongoing	2	2	4	Pension Fund Committee and Finance Director, Business Services Plus
P6	Public sector cuts could increase the number of early retirements, increase in administration costs and impact on revenue. Public sector cuts, member opt outs, localism and outsourcing could reduce the number of active members reducing contributions income. Contributions income could bring forward the date when the Fund has to use investment income to meet benefit payments.	3	4	12	ongoing	Review in light of austerity measures and other large employer strategies. Periodic meetings held with larger employers. Factor maturity of the Fund into investment strategy decisions, review Funding Strategy Statement every three years following the actuarial valuation.	ongoing	3	3	9	Pension Fund Committee and Finance Director, Business Services Plus
P7	If significant changes in government regulations occur, for example IAS19, then limited opportunities for innovation exist and resource is wasted supporting employers / members with non-value adding activities.	1	2	2	ongoing	Not within the Pension Fund's control. No further action required.	ongoing	1	2	2	Pension Fund Committee and Finance Director, Business Services Plus
P8	If there is fraud at some point in the "chain" (within the Council or Fund Management House) then loss of assets, damage to credibility and	4	2	8	ongoing	Monitoring activity undertaken (SAS70, AAF01/06) Relationships with fund managers to include assurance and risk management consideration. Detailed and embedded assurance framework in place.	ongoing	4	1	4	Pension Fund Committee and Finance Director, Business

Management and Financial Performance Report

Ref	Description of risk, i.e. what is the threat or opportunity to the achievement of a business/project objective, use format "If <event happens> then <consequence of event>"	Assessment of untreated risk				Risk Treatment, i.e. what are we going to do about this risk			Assessment of residual risk			Owner
		Impact	Probability	Untreated score	Proximity, i.e. when will this risk impact	Action	By when	Impact	Probability	Residual score		
	reputation and potential litigation.											Services Plus
P9	If there is poor Fund management caused by poor selection, loss of key staff, change in process or not keeping up with the market then there will be poor performance, reduced assets, damage to reputation and increased deficit.	3	4	12	ongoing	Fund managers' performance actively reviewed quarterly. New investment strategy implemented May 2014. Benchmarking undertaken and research undertaken.	ongoing	3	2	6		Pension Fund Committee and Finance Director, Business Services Plus
P10	If there is an underestimation of pensioner longevity then there will be a failure to have high enough pension contributions and increased pressure on future contributions.	4	4	16	ongoing	Not within the Pension Fund's control Actuaries review projection of longevity regularly. The 2013 Actuarial Valuation mortality assumptions allowed for a long term rate of improvement in mortality rates. The next triennial valuation as at 31 March 2016 will be reported in Autumn 2016.	ongoing	4	3	12		Pension Fund Committee and Finance Director, Business Services Plus
P11	If inflation is significantly greater than currently forecast, then a combination of lower bond values and increasing pay levels will cause the deficit to widen (all else equal). If inflation is negative (deflation) for a prolonged period of time, the value of the inflation linked bonds will decrease. However, the value of the liabilities would not fall to the	3	4	12	ongoing	Review bond performance regularly. Economic commentators suggest that inflation will fall back to target in the medium term and that the factors driving the current inflation levels are temporary.	ongoing	3	3	9		Pension Fund Committee and Finance Director, Business Services Plus

Management and Financial Performance Report

Ref	Description of risk, i.e. what is the threat or opportunity to the achievement of a business/project objective, use format "If <event happens> then <consequence of event>"	Assessment of untreated risk				Risk Treatment, i.e. what are we going to do about this risk		Assessment of residual risk			Owner
		Impact	Probability	Untreated score	Proximity, i.e. when will this risk impact	Action	By when	Impact	Probability	Residual score	
	same extent as pay levels are unlikely to fall and pensions cannot be reduced, which will cause the deficit to widen (all else equal).										
P12	If there is loss of confidence by employees and employers in the Pension Fund management then political fallout, seen as a poor performer, criticism from external audit and Public Interest Reports.	2	2	4	ongoing	Pensions Communications Officer role involves designing and delivering communications strategy. The Buckinghamshire Pension Board was established in 2015.	ongoing	2	1	2	Pension Fund Committee and Finance Director, Business Services Plus
P13	If stock market volatility exists at key points in the cycle e.g. at time of actuarial review then, deficit grows as does pressure on employer costs.	3	5	15	ongoing	Ongoing review more intense when markets are volatile. Key decision to be made in terms of timing of changes. Actuary using 'smoothing' effect which actively seeks to mitigate risks.	ongoing	2	4	8	Pension Fund Committee and Finance Director, Business Services Plus
P14	If a failure of a fund management house or nominee company is caused by financial issues or a catastrophic event e.g. terrorism or company policy change e.g. leaving the UK then there will be a short term performance failure, time and cost implications and a potential loss of opportunity if at the wrong moment.	3	2	6	ongoing	Ongoing review using governance structures described previously.	ongoing	2	2	4	Pension Fund Committee and Finance Director, Business Services Plus

06

Management and Financial Performance Report

Ref	Description of risk, i.e. what is the threat or opportunity to the achievement of a business/project objective, use format "If <event happens> then <consequence of event>"	Assessment of untreated risk				Risk Treatment, i.e. what are we going to do about this risk			Assessment of residual risk			Owner
		Impact	Probability	Untreated score	Proximity, i.e. when will this risk impact	Action	By when	Impact	Probability	Residual score		
P15	If officers do not follow policy decision or recommend inappropriate / radical policy decision then too great an exposure in certain areas will exist leading to greater volatility, break down of trust, policy decisions slowed, loss of opportunity and reputation damage.	3	2	6	ongoing	Effective scrutiny of officer activity by line management, Pension Fund Committee and audit	ongoing	2	1	2	Pension Fund Committee and Finance Director, Business Services Plus	
P16	The uncertainty due to the June 23 in/out referendum on Britain's membership of the European Union could impact on market volatility and the economy. If the outcome of the referendum is "out," then there could be further impact on market volatility and the economy.	3	4	12	ongoing	Ongoing review more intense when markets are volatile. Key decision to be made in terms of timing of changes. Actuary using 'smoothing' effect which actively seeks to mitigate risks.	ongoing	2	4	8	Pension Fund Committee and Finance Director, Business Services Plus	
P17	The government's proposal to consult on pooling LGPS assets, could, if implemented badly have an impact on the value of the Fund's assets.	3	4	12	ongoing	Investment performance actively reviewed. Robust transition plan required.	ongoing	3	2	6	Pension Fund Committee and Finance Director, Business Services Plus	
P18	LGPS 2014 introduced in April 2014. Although regulations have been issued there are still some areas where further clarification or guidance is required	4	4	16	ongoing	Not within the Pensions Section's control. Principal Pensions Officer to continually check for updated guidance and cascaded to the team. Where there is no guidance available then this will need to be communicated to members where they may be affected.	ongoing	3	3	9	Pensions & Investments Manager	

Management and Financial Performance Report

Ref	Description of risk, i.e. what is the threat or opportunity to the achievement of a business/project objective, use format "If <event happens> then <consequence of event>"	Assessment of untreated risk				Risk Treatment, i.e. what are we going to do about this risk		Assessment of residual risk			Owner
		Impact	Probability	Untreated score	Proximity, i.e. when will this risk impact	Action	By when	Impact	Probability	Residual score	
P19	Lack of employer understanding of the new scheme and knowledge of the Service Level Agreement may cause incorrect information to be provided and additional queries from employers	3	4	12	ongoing	Training events have been provided to employers and the Employer Liaison Team provide ongoing support in addition to the Benefits Administration Team. Scheme information is also continually updated on the website	ongoing	3	3	9	Pensions & Investments Manager
P20	A lack of capacity due to staff losses or sickness could adversely affect the workload of the pensions section resulting in decreased productivity.	3	3	9	ongoing	The use of overtime and temporary staff where appropriate.	ongoing	2	2	4	Pensions & Investments Manager
P21	The risk that the pensions software (Altair) causes disruption due to system crashes etc. leading to calculation errors, delays and a loss of working time.	3	4	12	ongoing	Not within the Pensions and Investments Team control but errors can be recorded in order to notify supplier. Continuity arrangements in place. Regular client relationship management meetings.	ongoing	2	2	4	Pensions System Officer, Pensions & Investments Manager
P22	Software updates resulting from scheme changes may create errors in calculations thus resulting in more time spent checking and re-doing calculations.	4	5	20	ongoing	Not within the Pensions and Investments Team control but errors can be recorded in order to notify supplier. Continuity arrangements in place. Currently BAT are finding that a lot of manual intervention is needed. This is being dealt with by the systems team	ongoing	2	3	6	Pensions System Officer, Pensions & Investments Manager
P23	Staff retention. There is a risk of losing trained staff to other organisations due to a lack of flexibility in the career matrix.	2	4	8	ongoing	The Council has a Contribution Based Pay (CBP) system to reward high performance in a consistent and cost effective way. The Pensions Officer career matrix has recently been revised in line with CBP and also to make a smoother transition between ranges for Pensions Officers to progress	ongoing	1	3	3	Pensions & Investments Manager, Assistant Service Director - Finance Centre of Expertise

Management and Financial Performance Report

Ref	Description of risk, i.e. what is the threat or opportunity to the achievement of a business/project objective, use format "If <event happens> then <consequence of event>"	Assessment of untreated risk				Risk Treatment, i.e. what are we going to do about this risk		Assessment of residual risk			Owner
		Impact	Probability	Untreated score	Proximity, i.e. when will this risk impact	Action	By when	Impact	Probability	Residual score	
P24	Poorly performing employers/payroll providers can cause additional work on the pensions team by not providing information which they have a statutory duty to provide. This results in wasted time chasing employers and creating a backlog of work.	2	5	10	ongoing	The employer SLA's should help make employers provide the required information. The Pensions Administration Strategy includes a charging policy. 1-1 meetings with employers will be conducted to go over issues with information. Employer Liaison Team working on a risk basis.	ongoing	2	4	8	Pensions & Investments Manager, Finance Director - Business Services Plus
P25	Additional work and disruption is caused due to outsourcing and changes in schools payroll providers creating losses of vital information. This results in a lot of extra work on pensions administration staff attempting to piece together information which should have been provided.	2	5	10	ongoing	The employer SLA's should help make employers provide the required information. The Pensions Administration Strategy includes a charging policy. 1-1 meetings with employers being conducted to go over issues with information. Employer Liaison Team working on a risk basis. Responsibility on employers to manage their contractors.	ongoing	2	3	6	Principal Pensions Officer (Governance & Employer Liaison)
P26	The increase of TUPE transfers / schools opting for academy status has resulted in an increased workload for pensions staff, mainly at a senior level. The Principal Pensions officer must deal with the admission agreements as well as liaising with external contractors and the fund actuaries. The range of employees involved differ between employers but range	3	3	9	ongoing	These TUPE Transfers are currently being dealt with. A post was created in 2013 to deal specifically with TUPE transfers therefore reducing the risk impact on the team.	ongoing	2	4	8	Pensions & Investments Manager / Principal Pensions Officers

Management and Financial Performance Report

Ref	Description of risk, i.e. what is the threat or opportunity to the achievement of a business/project objective, use format "If <event happens> then <consequence of event>"	Assessment of untreated risk				Risk Treatment, i.e. what are we going to do about this risk		Assessment of residual risk			Owner
		Impact	Probability	Untreated score	Proximity, i.e. when will this risk impact	Action	By when	Impact	Probability	Residual score	
	from 1 employee to hundreds.										
P27	The end of contracting-out of the Additional State Pension from April 2016 means that a Guaranteed Minimum Pension reconciliation of the Fund's records with the HMRC's records will need to be completed by 2018. This reconciliation may result in identifying overpayments / underpayments. If the reconciliation is not complete before the closing of the office this could result in the Fund being liable for GMP's which we should not be responsible for.	4	3	12	ongoing	Currently Principal Pensions Officer (Systems) has registered with the HMRC in order to receive bulk GMPs. A plan will need to then be put into place to deal with this	ongoing	3	3	9	Principal Pensions Officer (Systems)
P28	Tax legislation in respect of high-earners pensions contributions could result in a departure of high-earners from the Fund. High-earners leaving the Scheme could be perceived as senior management not advocating the benefits of the LGPS	2	2	4	ongoing	LGE has issued a leaflet setting out the implications of the tax changes for high-earners which has been forwarded to high-earners. Ongoing communications to scheme members highlighting the benefits of the Scheme	ongoing	2	2	4	Pensions & Investments Manager / Principal Pensions Officers

Management and Financial Performance Report

Ref	Description of risk, i.e. what is the threat or opportunity to the achievement of a business/project objective, use format "If <event happens> then <consequence of event>"	Assessment of untreated risk				Risk Treatment, i.e. what are we going to do about this risk			Assessment of residual risk			Owner
		Impact	Probability	Untreated score	Proximity, i.e. when will this risk impact	Action	By when	Impact	Probability	Residual score		
P29	If Admitted Bodies who joined the Fund prior to 1997 fail or if current Admitted Bodies reduce their active members to 0, then the Fund has no powers to ensure these organisation make good any deficit.	4	3	12	ongoing	Encouraging organisations against this route. Use of network groups to lobby for change in Regulations. DCLG admit that the issue needs looking at. Consultation paper prepared.	ongoing	3	2	6	Pensions & Investments Manager / Principal Pensions Officers	
P30	The 3% on average increase employee pension contributions implemented, with effect from 1 April 2014, by increasing the tiers of contributions paid by mid/high earners could result in a departure of mid/high-earners from the Fund. Mid/High-earners leaving the Scheme could be perceived as senior management not advocating the benefits of the LGPS. During current period of low pay increases members may opt out due to pressures on household budgets.	2	2	4	ongoing	Not within the Pension & Investments Team's control, but there are ongoing communications to Scheme members highlighting the benefits of the Scheme.	ongoing	2	2	4	Pensions & Investments Manager / Principal Pensions Officers	
P31	The Public Sector Pensions Act 2013 requires that Annual Benefits Statements are issued to Scheme Members by 31 August. A breach of this requirement will be reported to the Pensions Regulator for the year ended 31 March 2015. There is a	3	4	12	ongoing	Robust timetable, employer training, provide employer support to submit correct returns and review process.	ongoing	3	3	9	Pensions & Investments Manager / Principal Pensions Officers	

Management and Financial Performance Report

Ref	Description of risk, i.e. what is the threat or opportunity to the achievement of a business/project objective, use format "If <event happens> then <consequence of event>"	Assessment of untreated risk				Risk Treatment, i.e. what are we going to do about this risk		Assessment of residual risk			Owner
		Impact	Probability	Untreated score	Proximity, i.e. when will this risk impact	Action	By when	Impact	Probability	Residual score	
	risk that the Regulator will issue a fine although this is the position for most local authorities and the Regulator is aware that there were teething issues with setting up systems and templates for the 2015 ABSs since this is the first year that ABSs have been issued with LGPS 2014 data.										

Financial Performance

Forecast vs Outturn report on the Fund Cash Flows

Fund Account	2014 / 2015		2015 /2016	
	Forecast	Actual	Forecast	Actual
	£000	£000	£000	£000
Income				
Contributions receivable	110,000	107,376	110,000	114,867
Transfers in	5,000	4,238	5,000	5,822
Other income	90	107	90	118
Investment income	35,000	34,769	35,000	41,798
Total income to the Fund	150,090	146,489	150,090	162,605
Expenditure				
Benefits payable	95,000	96,085	98,000	100,907
Transfers out	6,000	5,708	6,000	3,033
Other payments		172		345
Administrative expenses	1,800	1,664	1,800	1,907
Investment Management expenses	14,000	13,955	14,000	13,900
Total expenditure of the Fund	116,800	117,240	119,800	120,092
Change in market value	136,123	236,012	141,226	27,018
Net increase in the Fund	169,413	263,952	171,516	15,495

Budget vs Outturn report on the Administrative costs to the Fund

	2014/15 Forecast	2014/15 Actual	2015/16 Forecast	2015/16 Actual
	£000	£000	£000	£000
Administrative Costs				
Staffing costs	820	818	820	895
Supplies and Services	320	180	320	389
Support Services	130	138	130	143
Income	-30	-31	-30	-45
	1,240	1,105	1,240	1,382
Investment Management Expenses	£000	£000	£000	£000
Supplies and Services	14,000	13,955	14,000	13,900
	14,000	13,955	14,000	13,900
Oversight and governance costs	£000	£000	£000	£000
Staffing costs	150	156	150	153
Transport	2	2	2	2
Supplies and Services	388	379	388	348
Support Services	20	22	20	22
	560	559	560	525
Total	15,800	15,619	15,800	15,807

Forecast vs Outturn report on the Fund Asset Values

Net Asset Statement	2014 / 2015		2015 / 2016	
	Forecast	Actual	Forecast	Actual
	£000	£000	£000	£000
Equities	643,953	683,237	688,386	647,352
Gilts	23,260	23,432	23,259	30,092
Bonds	260,098	281,312	270,242	278,152
Property	146,547	160,074	155,339	186,330
Pooled investment vehicles	910,982	983,239	973,840	995,692
Cash and Other	50,000	57,256	65,000	75,931
Net investment assets	2,034,839	2,188,549	2,176,065	2,213,549

Future assumed returns	2010	2013
Equities	7.50% pa	6.90% pa
Gilts	4.50% pa	3.30% pa
Bonds	5.60% pa	3.90% pa
Property	5.60% pa	6.00% pa
Total assets	7.07% pa	6.84% pa

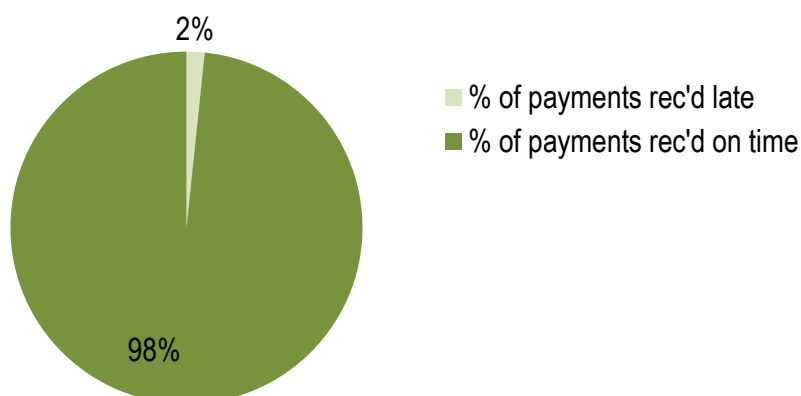
An analysis of amounts due to the Fund from Employers

Value of Employer and Employee contributions received 1 April 2015 to 31 March 2016

Total Employer contributions £000s	Total Employee contributions £000s
80,703.3	28,001.5

Analysis of the timeliness of receipt of contributions	Units	£000
Total number of payments	2388	108,704.82
Payments that were late	74	1,764.25
	Percentage of the number of payments	Percentage of the value of payments
% of payments received late	3.10%	1.62%
% of payments received on time	96.90%	98.38%

Timeliness as a % of the value of payments received



Ageing of overdue contributions

Analysis of late payments	
Payments 1-2 days late	28
Payments 3-10 days late	16
Payments 11-30 days late	14
Payments 1-2 months late	4
Payments 3-6 months late	11
Payments 6+ months late	1

Management and Financial Performance Report

In 2015/16 the Fund exercised the option to levy interest on overdue contributions in respect of one Employer.

Five year analysis of pension overpayments, recoveries and any amounts written off

Year	Cheque payments received in respect of overpayments made	Total money recovered from monthly pension payments	Total Overpayments recovered	Total Overpayments written off	Total Overpayments
2011/12	£8,278.52	£18,083.67	£26,362.19	£7,054.83	£33,417.02
2012/13	£13,631.71	£11,811.86	£25,443.57	£1,698.98	£27,142.55
2013/14	£13,745.13	£7,437.83	£21,182.96	£303.92	£21,486.88
2014/15	£28,159.49	£7,572.34	£35,731.83	£25,525.50	£61,257.33
2015/16	£75,381.83	£10,163.30	£85,545.13	£3,940.65	£89,485.78

The Fund does not recover overpayments of less than £100.

Administrative Management Performance

Key Administration Performance Indicators

Number and trend of top 10 case types

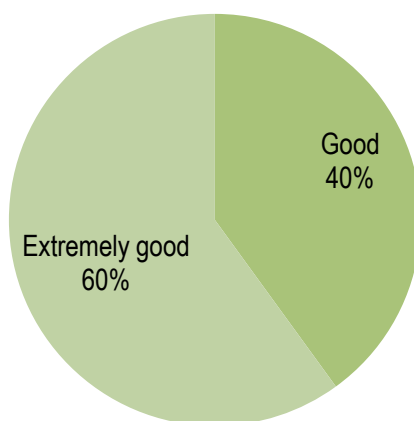
Case Type	Timeframe	Procedures Completed 2015/16	% Completed within target timeframe
1. New Starters set up	Within 20 working days	3611	98.2%
2. Reply to general pension enquiry	Within 10 working days	3293	62.3%
3. Preserved benefit calculation	Within 20 working days	2029	11.5%
4. Change of Address (pensioner and non-pensioner)	Within 10 working days	1962	99.5%
5. Payroll record created	Within 1 working days	1318	97.8%
6. Employee requested quotes processed	Within 10 working days	1260	21.51%
7. Actual retirements processed	Within 20 working days	728	12.4%
8. Death – initial death letter issued on same working day as notification of death received	Within 1 working day	470	95.7%
9. Bank Details update	Within 10 working days	423	89.8%
10. Actual Death calculations (inc payroll)	Within 10 working days	414	44%

Trends and performance against targets for satisfaction levels of Employers and Members

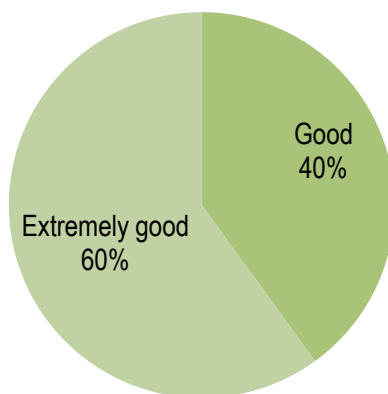
Satisfaction levels of Employers

Our Employer Liaison Officers offer face to face training, on request by an Employer, on any aspect of LGPS administration. All Employers who request training are asked to complete an “Employer visit feedback form”. The results of the 2015/16 Employer satisfaction survey are shown below.

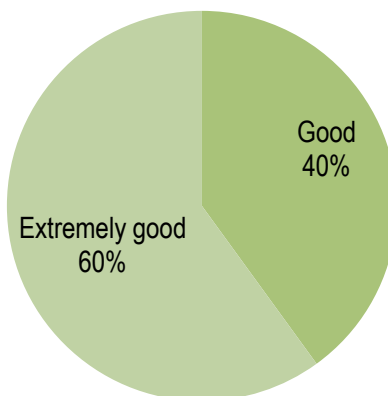
The person's knowledge of the subject matter



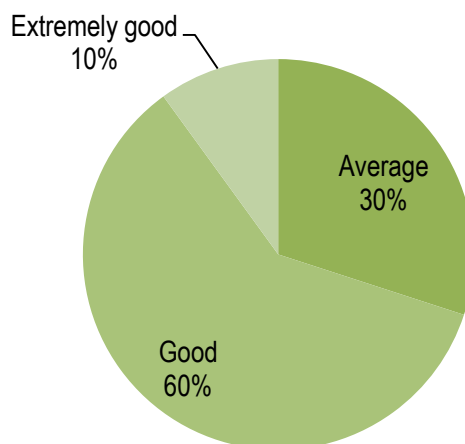
The person's ability to identify with you meaningfully about the subject



The person's ability to answer questions and provide meaningful answers



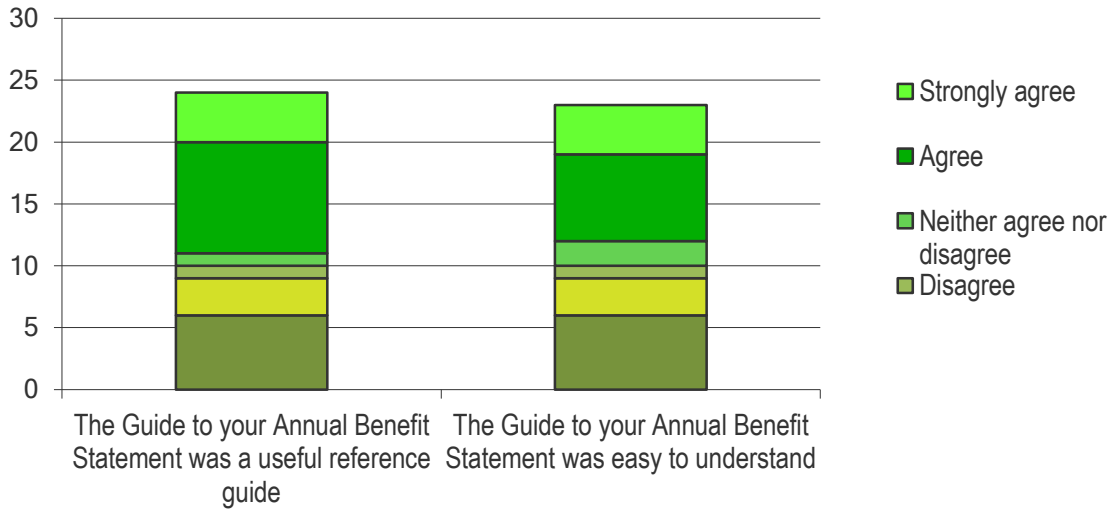
How able do you now feel to provide the required information to employees and resolve their queries?



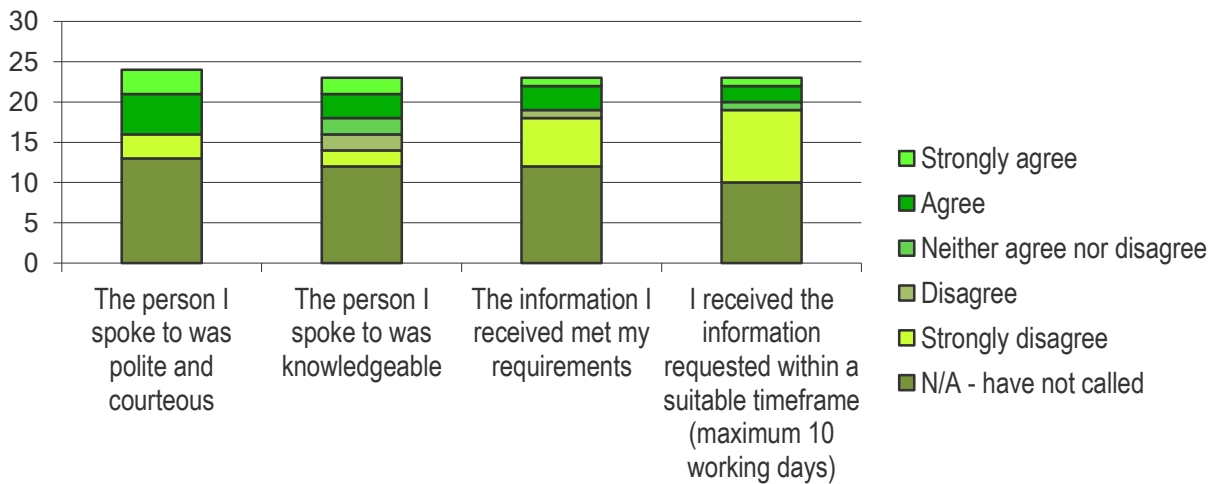
Satisfaction levels of Scheme Members

Each year the Fund runs an online Annual Benefit Statement Survey. The results for 2015/16 are shown below.

Do you agree or disagree with the following statements about the "Guide to your Annual Benefit Statement"?

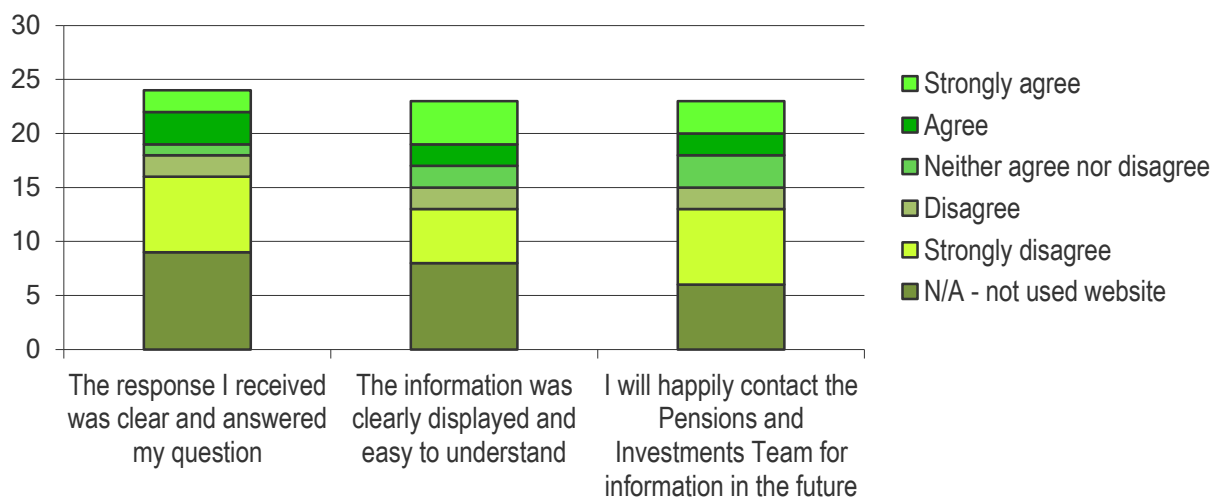


If you have been in contact with the Pensions and Investments Team within the last 12 months by telephone, please rate the service you received.

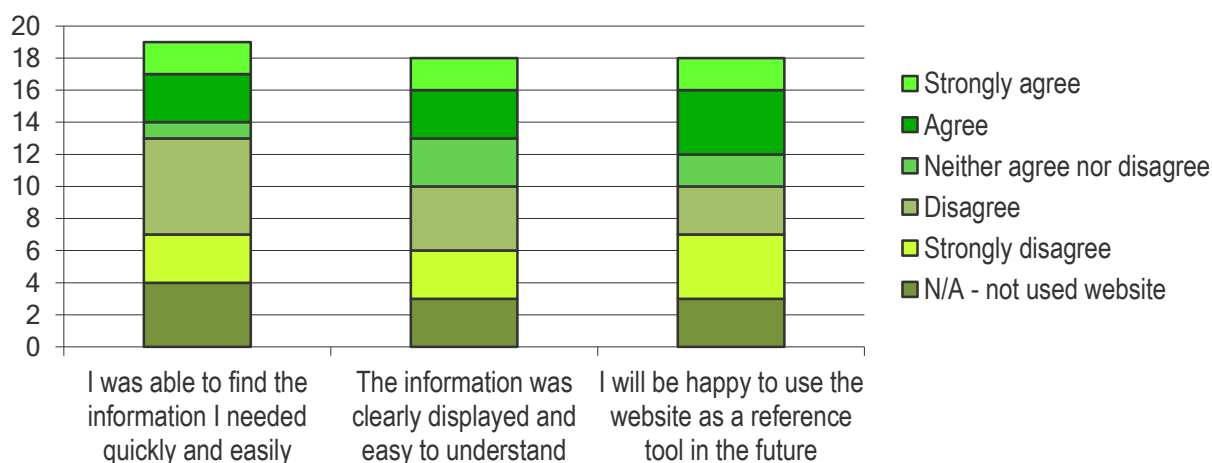


Management and Financial Performance Report

If you have been in contact with the Pensions and Investments Team within the last 12 months by letter or e-mail, please rate the service you received.



If you have used our website in the last 3 months, how useful did you find it as a reference tool?



Complaints

Measure	2015/16
Number of Complaints received	43
Number of Complaints upheld after IDRP 1 & 2	5 decisions upheld. 4 decisions outstanding at IDRP 1.
Complaints as a percentage of workload	0.2%

Scheme Administration Data

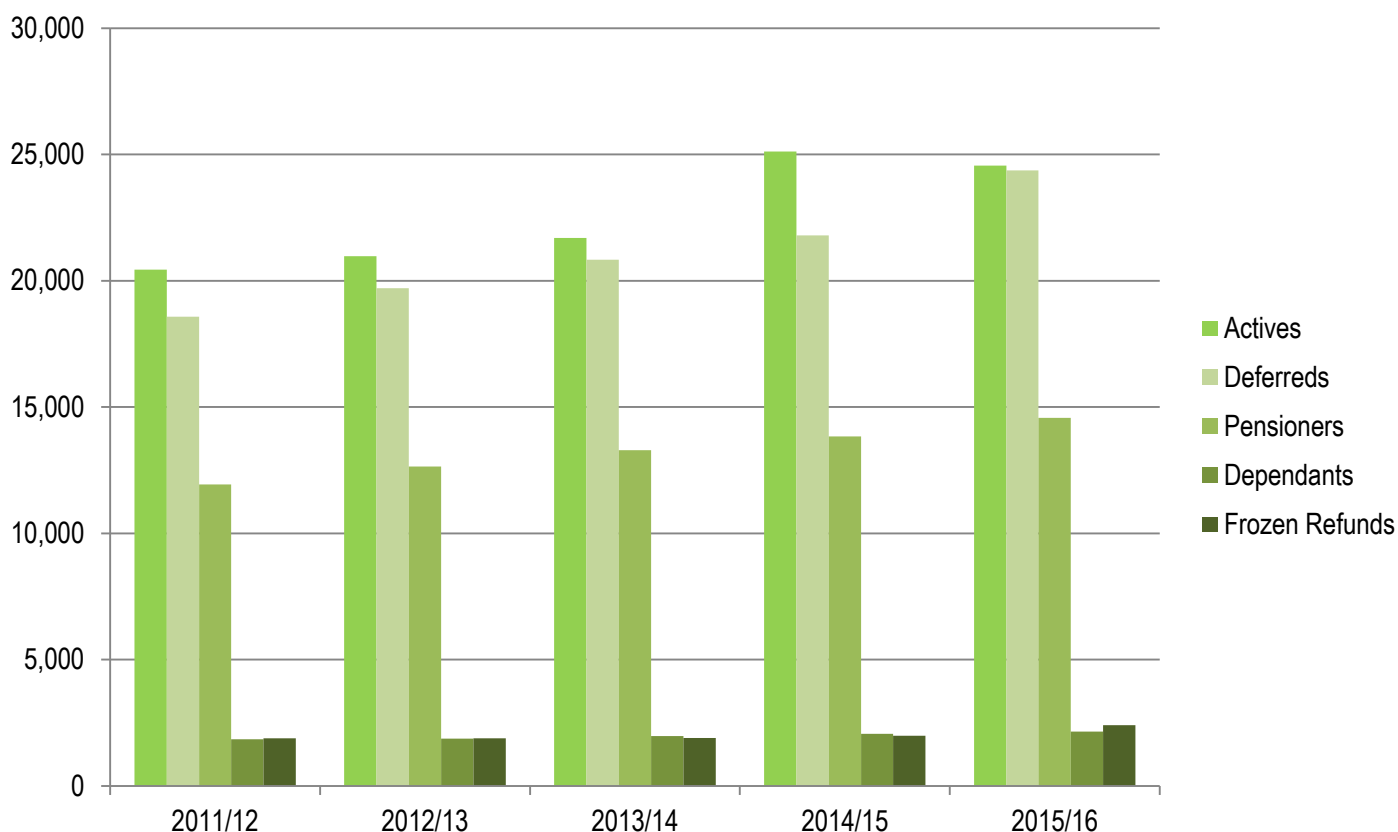
Buckinghamshire County Council LGPS Pensions Administration participates in the CIPFA Benchmarking Club. Data is submitted annually and the Council is measured against the other 52 Administering Authorities that participate.

Annually data is supplied on cost measures, workload measures, staff related measures and Industry Standard Performance Indicators. Data supplied includes the number of entrants to the scheme, early leavers, retirements and deaths; details of how calculations are processed and staffing experience such as salary and pensions experience.

Key findings from the 2014/15 report, which is the most recent data available for inclusion in this annual report, are as follows:

Measure	Buckinghamshire County Council	Club Average
Total cost per member	£20.04	£18.68
Total direct cost per member	£11.31	£12.12
Administration costs per member	£6.67	£7.77
Benefit Administration team members	15.5 FTE staff	N/A
Scheme members per Benefit Administration team member	4,183	4,172
Total number of LGPS Employers	251	223

Five-year analysis of the Fund's membership data



Management and Financial Performance Report

Composition of Membership	2011/12	2012/13	2013/14	2014/15	2015/16
Actives	20,437	20,965	21,693	25,112	24,552
Deferreds	18,575	19,708	20,832	21,791	24,362
Pensioners	11,932	12,644	13,296	13,840	14,573
Dependants	1,842	1,878	1,970	2,060	2,155
Frozen Refunds	1,879	1,885	1,892	1,992	2,404
Undecided Leavers	301	247	243	241	236

Management and Financial Performance Report

List of Contributing Employers and the amount of contributions received from each during the year

Employer Name	Employer Contributions £000	Employee Contributions £000	Employer Name	Employer Contributions £000	Employee Contributions £000
Acorn Childcare	6.2	1.9	Kents Hill School	60.1	18.7
Action for Children	79.9	37.8	Khalsa Secondary Academy	29.5	8.5
Action for Children (Children's Centres)	61.8	20.9	Kids Play Childcare	6.8	2.3
Adventure Learning Foundation (ALF)	11.2	3.9	Lace Hill Academy	11.4	2.8
Adventure Learning Foundation (WDC)	1.3	1.4	Lane End Parish Council	4.2	1.3
Alfriston School	110.1	30.2	Lent Rise Academy	26.8	6.6
Alliance in Partnership	5.9	1.8	Little Marlow Parish Council	2.6	0.7
Ambassador Theatre Group	7.2	2.3	Longwick-cum-Ilmer Parish Council	0.2	0.1
Amersham & Wycombe College	467.8	169.0	Lord Grey School	274.6	93.1
Amersham School	127.3	33.7	Loudwater Combined School	27.4	8.3
Amersham Town Council	49.0	15.8	Loughton Middle School	65.1	19.2
Amey plc	38.9	18.6	Marlow Town Council	25.3	7.8
Archgate Cleaning / Reef Cleaning	2.3	0.4	Middleton Primary School	107.9	33.3
Aston Clinton P.C.	2.9	0.7	Milton Keynes Academy	300.7	106.8
Aylesbury College	440.3	172.3	Milton Keynes College	1,242.4	554.9
Aylesbury Grammar School	189.6	50.4	Milton Keynes Council	14,137.7	5,018.2
Aylesbury High School	180.0	58.4	Milton Keynes Development Partnership	32.9	27.3
Aylesbury Town Council	71.9	26.4	Milton Keynes Service Partnership	1,260.1	663.0
Aylesbury Vale Academy	250.8	66.3	MK Dons	5.4	1.7
Aylesbury Vale Dial a Ride	13.1	2.9	NET Academies Trust	27.3	8.3
Aylesbury Vale District Council	3,362.6	945.2	New Chapter School	52.0	15.9
Beacon Housing Association	165.3	2.2	Newport Pagnell Town Council	26.6	5.1
Beaconsfield High School	113.0	50.8	Newton Longville Parish Council	4.1	1.1

Management and Financial Performance Report

Employer Name	Employer Contributions £000	Employee Contributions £000	Employer Name	Employer Contributions £000	Employee Contributions £000
Bedgrove Infant School	51.2	22.5	NSL Aylesbury	3.0	1.2
Birkin Cleaning Services (John Colet)	3.4	0.8	NSL Wycombe	33.7	13.5
Bletchley & Fenny Stratford Town Council	43.1	12.1	Oakgrove School	209.3	70.3
Bourne End Academy	162.3	42.5	Olney Infants School	35.2	10.5
Braybourne Cleaning Service Ltd	0.1	0.0	Olney Parish Council	23.1	7.1
Bridge Academy	155.1	49.6	Orchard Academy	58.0	18.1
Brill C of E School	32.0	7.7	Ousedale School	262.2	82.1
Brookmead Combined School	18.0	8.1	Overstone Combined School	44.5	12.6
Brooksward Combined School	48.2	14.8	Oxford Health NHS Foundation Trust	46.1	21.4
Broughton and Milton Keynes PC	3.6	1.4	Oxley Park Academy	106.2	33.8
Buckingham Town Council	33.7	10.1	Paradigm Housing Group	56.2	24.5
Buckinghamshire County Museum Trust	66.4	26.9	Park School	150.5	37.8
Buckinghamshire New University	1,748.3	674.5	Penn School	32.8	14.6
Buckinghamshire University Technical College	32.2	15.4	Piddington & Wheeler End Parish Council	0.4	0.1
Bucks Care Company	489.6	178.7	Places for People PfP (Newport TC)	8.7	3.5
Buckinghamshire County Council	25,096.0	7,200.2	Police Superintendents Association	8.8	4.2
Bucks Learning Trust	606.5	287.0	Princes Risborough Council	19.4	6.1
Bucks Support Company	13.3	3.6	Princes Risborough Upper School	261.4	68.7
Burnham Grammar School	129.3	35.3	Radcliffe School	295.9	97.4
Burnham Parish Council	21.7	4.9	Rapidclean	0.7	0.2
Burnham Park E-ACT Academy	94.2	25.5	Red Kite Community Housing	243.7	89.3
Campbell Park Parish Council	42.5	13.0	Rickley Park Academy	80.3	23.9

Management and Financial Performance Report

Employer Name	Employer Contributions £000	Employee Contributions £000	Employer Name	Employer Contributions £000	Employee Contributions £000
Capita (WDC)	58.4	23.3	Ringway Infrastructure MKC	77.0	31.3
Castlefield School	93.9	42.1	Ringway Jacobs	388.9	142.1
Chalfont St Giles Parish Council	10.4	3.3	Risk Management Security Services	1.3	0.5
Chalfont St Peter C of E School	54.5	14.7	Royal Grammar School	213.4	62.7
Chalfont St Peter Parish Council	9.8	2.9	SDK (Environmental)	4.0	1.1
Chalfont Valley E-Act Primary Academy	22.8	5.7	Seer Green CE School	21.2	5.2
Chalfonts Community College	323.3	87.9	Serco Ltd MKC	70.0	27.6
Charles Warren Academy	54.0	16.1	Serco Ltd MKSP	1.6	0.5
Chepping View Primary	99.3	27.7	Shenley Brook End & Tattenhoe Parish Council	28.9	9.2
Chepping Wycombe Parish Council	13.9	3.9	Shenley Brook End School	304.4	92.0
Chesham Bois Parish Council	1.1	0.3	Shenley Church End Parish Council	17.4	5.2
Chesham Grammar School	164.7	45.7	Shepherdswell School	38.9	11.8
Chesham Parish Council	89.8	27.0	Sir Henry Floyd Grammar School	171.9	47.2
Chiltern District Council	1,536.4	383.1	Sir Herbert Leon Academy	190.1	59.5
Chiltern Hills Academy	159.3	48.0	Sir Thomas Fremantle (Academy)	6.9	1.7
Chiltern Rangers CIC	9.7	4.4	Sir William Borlase Grammar School	183.7	53.5
Chilterns Conservation Board	41.8	21.2	Sir William Ramsay School	243.5	63.0
Cleantec	3.3	1.1	South Bucks District Council	992.1	269.7
Combined Buckinghamshire and MK Fire Authorities	393.5	212.7	Speech & Language Therapy (SALT) at Elmtree School	4.2	1.8
Connexions	213.4	97.2	Sports Leisure Management (SLM)	4.2	1.1
Danesfield CC School	22.0	9.4	Spurgeons	2.5	0.9
Denbigh School	233.0	73.9	St. Nicholas C of E Combined School	45.3	11.4

Management and Financial Performance Report

Employer Name	Employer Contributions £000	Employee Contributions £000	Employer Name	Employer Contributions £000	Employee Contributions £000
Denham Green E- ACT Primary Academy	28.7	7.3	St. Paul's R.C. School	394.5	131.0
Dr Challoners Grammar School	225.9	65.6	Stantonbury Arts & Leisure	26.2	13.0
Dr Challoners High School	149.4	44.7	Stantonbury Campus	407.3	130.0
Eaton Mill Day Nursery	38.1	11.2	Stantonbury Parish Council	11.6	3.4
Elmtree School	52.7	12.9	Stephenson Academy	172.7	58.3
Excelcare	22.4	5.4	Stony Stratford Town Council	10.2	3.1
Fremantle Trust	991.5	87.1	Thames Valley Police	11,822.7	5,798.5
Frosts MKC	35.0	11.8	Thames Valley Police - PCC	83.2	62.1
George Grenville Academy	32.4	7.9	The Beaconsfield School	144.2	39.0
Gerrards Cross C of E Combined School	40.2	10.4	The Bourton Meadow Academy	177.1	44.8
Gerrards Cross Parish Council	6.0	1.8	The Highcrest Academy	167.4	46.1
Great Marlow School	244.1	65.5	The Premier Academy	138.0	45.3
Great Missenden C of E Combined School	87.3	22.1	The Royal Latin School	205.4	53.5
Great Missenden Parish Council	4.6	1.8	Two Mile Ash School	145.1	46.3
Green Park School	37.8	11.9	Vale of Aylesbury Housing Trust	567.0	228.5
Hambleden Parish Council	0.3	0.1	Waddesdon C of E School	183.0	50.3
Hamilton Combined School	119.6	30.6	Walton High	368.3	123.6
Hazeley School	218.9	68.5	Wendover Parish Council	6.9	1.4
Hazelmere Parish Council	11.7	3.7	West Bletchley Council	55.1	19.2
Heritage Care Ltd	117.8	30.7	West Wycombe Parish Council	1.8	0.5
Heronsgate School	52.4	15.7	Winslow Town Council	4.7	1.4
Hertsmere Leisure Trust	6.3	1.9	Woburn Sands Parish Council	5.1	1.6

Management and Financial Performance Report

Employer Name	Employer Contributions £000	Employee Contributions £000	Employer Name	Employer Contributions £000	Employee Contributions £000
Hightown Housing Association	6.5	1.8	Wolverton & Greenleys Town Council	23.7	6.3
Holmer Green Senior School	147.1	39.7	Wolverton and Watling Way Pools Trust	5.4	3.6
Innovate	6.4	2.2	Wooburn & Bourne End Parish Council	14.7	4.5
Iver Parish Council	18.4	5.2	Woughton Community Council	46.3	16.0
Ivingswood Academy	43.6	10.8	Wycombe District Council	1,249.5	697.4
John Colet School	173.1	46.3	Wycombe High School	204.0	59.3
John Hampden Grammar School	164.3	44.2			

Investment Policy and Performance Report

The planned asset allocation and actual asset allocation at the beginning and end of the 2015/16 financial year are shown in the table below. A strategic review of asset allocation, in May 2014, showed that the overall risk factor (standard deviation) for the Fund could be reduced from 15.2% to 13.5% by decreasing the Fund's allocation to equities and increasing the allocation to bonds. At the beginning of June 2014, the strategic allocation to equities was decreased from 58% to 49% of the Fund and the allocation to bonds was increased from 15% to 25%. The next strategic review of asset allocation will be undertaken in 2017 following the outcome of the triennial valuation.

Table 1: Asset Allocation 2015/16

	Planned % 31 March 2015	Actual % 31 March 2015	Planned % 31 March 2016	Actual % 31 March 2016
UK Equities	13	14	13	13
Overseas Equities	36	35	36	35
Bonds	25	25	25	25
Alternatives	18	17	18	17
Property	8	7	8	7
Cash	0	2	0	3
Total	100	100	100	100

Investment Administration

The Fund's assets are managed by external fund managers. The Fund's equities and bonds within segregated mandates are held by our global custodian, Bank of New York Mellon. All Fund investments are accounted for by Bank of New York Mellon. The funding plan adopted in assessing the contributions for each individual employer is in accordance with the Funding Strategy Statement (FSS).

Investment Performance

The table below shows, at an asset class level, the Fund's investment performance over historical periods to 31 March 2016.

Table 2: Annualised Percentage Performance

	1 year %	3 years %	5 years %
Total Equities	-4.1	6.7	7.5
UK Equities	-3.0	5.3	7.4
Overseas Equities:			
North America	-4.3	11.3	10.6
Europe ex UK	-6.1	5.9	2.8
Far East	-2.0	2.4	6.1
Other International	-9.7	-2.9	-2.4
UK Bonds	1.0	5.9	8.6
Index-Linked	3.4	4.8	9.1
Cash	0.4	0.5	0.5
Alternatives	-2.0	3.7	4.0
Property	10.7	11.9	7.4
Total Assets	-1.2	6.4	6.7

Investment Policy and Performance Report

In the year to 31 March 2016 the annual return was -1.2% compared to its benchmark return of -0.2%, an underperformance of 1.0%. Aviva and Royal London outperformed for the year to 31 March. Blackrock, Blackstone, GTP, Investec Mirabaud, Schrodgers and Standard Life underperformed. Legal & General's performance in accordance with its passive mandate matched the benchmark.

All of the Fund's investment managers have been employed for a full three year period, three years is a pension industry standard timescale for performance comparisons. In the three years to 31 March, the Fund achieved a return of 6.4%, an annual outperformance of 0.2% compared to its 6.4% benchmark for that period. Over the three years Blackrock, Blackstone, Investec, Mirabaud, RLAM and Standard Life have outperformed their benchmarks.

Legal & General, in accordance with their passive tracker mandate, marginally underperformed their benchmark following the deduction of fees to calculate their net performance. Aviva, GTP and Schrodgers underperformed their benchmarks for the three year period.

Table 3: Fund Managers' Annual & Three Year Performance

Fund Manager & Mandate	Annual Performance			Three Year Performance		
	Net Performance %	Benchmark	Net Relative Return %	Net Performance %	Benchmark	Net Relative Return %
Aviva Investors – Property Multi-Manager	10.7	10.6	0.1	11.9	13.0	-1.1
Blackrock – Dynamic Diversified Growth Fund	-3.6	0.6	-4.2	2.4	0.6	1.8
Blackstone – Offshore Sterling Hedge Fund	-0.9	0.6	-1.5	4.5	0.6	3.9
GTP – Global Equity Thematic	-7.8	-1.2	-6.6	5.0	7.5	-2.5
Investec – Global Equity Dynamic	-4.6	-1.2	-3.4	8.0	7.5	0.5
Schrodgers - Global Equity Active Value	-2.6	-1.2	-1.4	6.9	7.5	-0.6
Mirabaud – UK Equities	-1.6	-4.0	2.4	3.8	3.7	0.1
Standard Life – UK Equities	-4.9	-3.9	-1.0	5.9	3.7	2.2
Legal & General – Passive Equities and Bonds	-2.5	-2.5	-0.0	5.9	5.9	0.0
Royal London – Core Plus Bonds	1.4	1.3	0.1	5.5	5.0	0.5
Fund Total	-1.2	-0.2	-1.0	6.4	6.2	0.2

Investment Policy and Performance Report

The performance of the Fund's private equity investments has been excluded from the combined performance monitoring summary. This is common practice for many LGPS Funds due to the problematic nature of calculating private equity returns on a quarter-by-quarter basis, the issue of which reference benchmark to put in place, the valuations are quarterly in arrears and adjusted for cash contributions / distributions made during the quarter. Due to the long term nature of these investments, where there is underperformance the Committee would not be able to terminate the contracts with these managers if they were to underperform. The Committee are monitoring the portfolio based on the investment manager reports for Pantheon and Partners Group.

The table below shows the Fund's investment performance over historical periods to 31 March 2016 compared to the Fund's investment benchmark.

Table 4: Investment Performance

	1 year %	3 years %	5 years %
BCC Fund	-1.2	6.4	6.7
Strategic Benchmark	-0.2	6.2	6.6
Relative	-1.0	0.2	0.1
WM Local Authority Universe Ranking	75	51	65

The Fund's Statement of Investment Principles, which is included in this annual report, set out the Fund's responsible investment policies, voting arrangements and the actions the Fund has taken to comply with the Myners' principles.

Scheme Member and Pensioner Administration

Buckinghamshire County Council's Pensions and Investments Team administer the Local Government Pension Scheme on behalf of the Buckinghamshire County Council Pension Fund. This includes pensioner administration and the Fund runs its own in-house pensioner payroll.

Arrangements for gathering assurance of effective and efficient administration operations

The Pensions and Investments Team report to the Buckinghamshire Pension Fund Board on administration performance. The team are internally audited annually. The internal audit reports include an "action tracker" which details outstanding issues. Updates to outstanding BCC Pension Fund internal audit actions are reviewed at the County Council's Regulatory and Audit Committee meetings. The Regulatory and Audit Committee consists of eight elected members who meet to consider matters relating to the Council's Constitution, Accounts, Risk Management and Governance arrangements.

As previously mentioned, the Fund's LGPS Administration participates in the CIPFA Benchmarking Club. Data is submitted annually and the Council is measured against the other 52 Administering Authorities that participate.

Key areas of Technology

The Fund's records and administration system (i.e. *ALTAIR* by *Aquila Heywood*) are computerised. *ALTAIR* enables us to store our members' paperwork electronically by scanning all correspondence to the individual's record. All work is recorded and monitored on our workflow system. In 2015/16 we started to roll-out our Member Self Service facility. This enables the Fund's members to access their pension records online via the Member Self Service portal.

The Fund maintains its own website which is available to scheme members, scheme employers, prospective members and all other stakeholders. The Fund's website content is comprehensive and includes links to the national LGPS websites. The Communications Officer provides LGPS presentations to Employers on request. The LGPS Induction presentation gives prospective members an overview of the LGPS. The Fund's active membership has been impacted upon by auto-enrolment legislation, the LGPS 50/50 facility and the accessibility of our online suite of LGPS documentation.

Internal Dispute Resolution Procedure

Part 6 of the Local Government Pension Scheme (Administration) Regulations 2008 provides the mechanism by which disputes are resolved within the LGPS.

The appeal process is a two stage process.

- In cases where the Stage 1 appeal is against the Employer, these appeals are sent to the nominated individual within the Employing Authority to deal with. Stage 2 appeals against the Employer go to the Principal Pensions Officer (Benefit Administration) for their determination.
- Where the Stage 1 appeal is against the Administering Authority, these appeals are dealt with by the Principal Pensions Officer (Benefit Administration), or the Principal Pensions Officer (Governance and Employer Liaison), where the Principal Pensions Officer (Benefit Administration) made the initial decision which caused the appeal. If the appeal is unresolved at stage 1, the member or their representatives can invoke stage 2. Stage 2 appeals are referred to the County Council's Legal department.

Summary of IDRPs cases in 2015/16

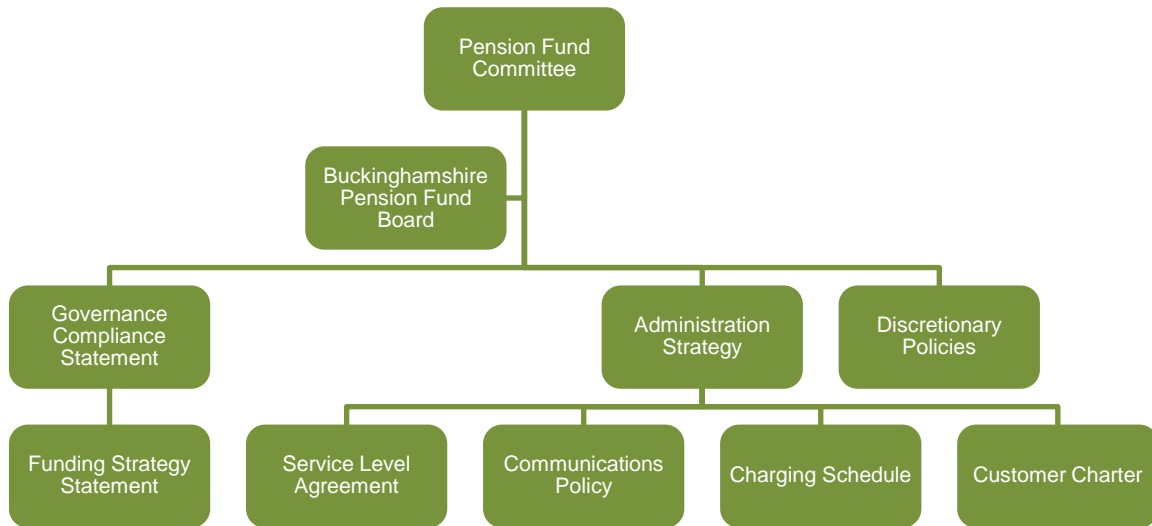
Description	Employing/ Administering Authority	Stage 1	Outcome	Progressed to Stage 2	Outcome
Ill Health	Employing	April 2015	Declined		
Ill Health	Employing	May 2015	Declined		
Ill Health	Employing			June 2015	Declined
Ill Health	Employing			October 2015	Declined
Ill Health	Employing	November 2015	Outstanding		
Ill Health	Employing	November 2015	Outstanding		
Early payment of deferred benefits	Employing	January 2016	Outstanding		
Refund (part 1)	Employing	February 2016	Outstanding		
Refund (part 2)	Administering	February 2016	Declined		

Governance Statements

The Local Government Pension Scheme (England and Wales) Regulations provide the statutory framework within which LGPS administering authorities are required to publish governance policy and governance compliance statements.

The Pension Administration Strategy and Charging Schedule establish levels of performance for both the administering authority and participating employers, detailing actions to be taken if targets are not met.

The following diagram demonstrates the relationship between the statutory requirements of the Buckinghamshire County Council Pension Fund and its associated policies:



The BCC Pension Fund Governance Statements and Pension Administration Strategy are available for download at <http://www.buckscc.gov.uk/about-your-council/local-government-pension-fund/policies/> .

Governance Policy Statement

Background

1. With effect from April 2006, pension fund administering authorities are required to prepare and publish a governance policy statement under the LGPS (Amendment) (No.2) Regulations 2005 (Statutory Instrument 2005 No. 3199), which covers:
 - whether the administering authority delegates its functions in relation to the pension fund to a committee, a sub-committee or an officer of the Council; and where this is the case, details of:
 - the frequency of any committee's meetings;
 - the terms of reference, structure and operational procedures in relation to the use of delegated powers;
 - whether the committee includes representatives of employers or scheme members; and if so, whether they have voting rights.
2. This policy statement sets out the County Council's arrangements for discharging its responsibilities for pension fund matters.

Governance of Buckinghamshire Pension Fund

3. The current arrangements for the discharge of the County Council's responsibilities for pension fund matters are set out below.
4. Under the County Council's constitution, the County Council has delegated responsibility for decision-making on pension fund investments to the Pension Fund Committee. The Pension Fund Committee consults within the

Governance Statements

advisory framework and the Finance Director (Business Services Plus) before making decisions within the scope of their delegated powers. The Committee receives professional advice from an investment consultant and an independent adviser on investment strategy and other investment matters.

5. The terms of reference for the Pension Fund Committee are to agree:
 - the overall investment objective for the Fund;
 - the Fund's Statement of Investment Principles;
 - the Fund's asset allocation policy;
 - the appointment of external fund managers;
 - the appointment of firms to provide investment and actuarial advice for the Fund;
 - any appropriate action to take in light of the quarterly monitoring of the performance of fund managers;
 - any other matters relating to the management and investment of the Pension Fund, as requested.

Reporting

6. The Chairman reports annually to the Cabinet and the Council on the discharge of the Committee's delegated responsibility and the performance of the Fund.

Membership

7. The membership of the Pension Fund Committee is:
 - Six elected members from Buckinghamshire County Council;
 - One elected member from Milton Keynes Council;
 - One elected Police and Crime Commissioner (PCC) or Deputy PCC member from Thames Valley Police or a nominated member from the Police and Crime Panel;
 - One elected member chosen by the four District Councils in Buckinghamshire;Members have Quasi-Trustee status and consequently no substitutions are permitted.
8. The Fund's investment consultants and independent adviser advise on investment strategy and other investment matters.

Operational Procedures

9. The Pension Fund Committee has six regular meetings scheduled each year. At four of the meetings the Committee receives a report on the investment performance of the fund in the quarter and meets the Fund's investment managers to review the manager's performance. The Committee receives an annual report from the Fund's independent performance measurement adviser, which reviews the long-term performance of the fund and of each of the investment managers in relation to their targets. The other two meetings consider other issues, for example an update on the Risk Assessment for the Pension Fund, Statement of Accounts and revision of policy statements.
10. Procedures for communicating with employers contributing to the Pension Fund are set out in the Communication Policy Statement.

Knowledge and Skills Policy Statement

11. This organisation recognises the importance of ensuring that all staff and members charged with the financial administration and decision-making with regard to the pension scheme are fully equipped with the knowledge and skills to discharge the duties and responsibilities allocated to them.
12. It therefore seeks to utilise individuals who are both capable and experienced and it will provide/arrange training for staff and members of the pension fund's decision-making bodies to enable them to acquire and maintain an appropriate level of expertise, knowledge and skills.

Governance Compliance Statement

1. Introduction

- 1.1 This is the Governance Compliance Statement of the Buckinghamshire Pension Fund which operates as part of the Local Government Pension Scheme and is administered by Buckinghamshire County Council (the Council).
- 1.2 This statement has been prepared as required by Regulation 55 of the Local Government Pension Scheme Regulations 2013.

2. Governance Arrangements

- 2.1 Under the terms of the Council's Constitution, the functions of the Council as Administering Authority of the Pension Fund are delegated to the Pension Fund Committee and are excluded from the delegation of authority to the Cabinet and other Committees. The Pension Fund Committee is supported by officers of the Council, investment consultants and an independent adviser. Governance arrangements are outlined in the Governance Policy Statement.
- 2.2 The Pension Fund Committee meets six times a year and its members act in a quasi-trustee capacity. Under the Constitution, it is responsible for administering, investing and managing the Fund. A further two meetings are held for training purposes. Terms of reference are available on the Council's website at:
<http://democracy.buckscc.gov.uk/mgConvert2PDF.aspx?ID=11106>
- 2.3 The Local Pension Board is responsible for assisting the administering authority to secure compliance with the Amendment Regulations 2014, any other legislation relating to the governance and administration of the Scheme, or any connected Scheme and any requirements imposed by the Pensions Regulator in relation to the Scheme. The Board must also ensure the effective and efficient governance and administration of the Scheme. Meetings are held three times a year. The Terms of Reference will be adopted at the Board's first meeting and will be made available on the Council's website.

3. Functions and Responsibilities

- 3.1 The Pension Fund Committee approves the Pension Fund's Funding Strategy, the Statement of Investment Principles, the Governance Policy Statement and the Communications Policy. Other key responsibilities of the Committee include:
 - Policy approval
 - Appointing Investment Managers
 - Appointing Advisers and Custodian
 - Monitoring Fund performance
 - Monitoring Scheme Governance
- 3.2 The Funding Strategy sets out the aims and purpose of the Fund and the responsibilities of the administering authority as regards funding the scheme. The Statement of Investment Principles (SIP) sets out more detailed responsibilities relating to the overall investment strategy of the Fund including the proposed asset allocation, restrictions on investment types, the type of investment management used, performance monitoring, the Fund's policy on stock lending and a compliance statement with the Myners Principles. The Myners Principles are best practice statements relating to pension fund investment decision making. The SIP also states the Fund's approach to risk and governance issues.

Governance Statements

3.3 The Communications Policy details the overall strategy for involving stakeholders in the Pension Fund. The Pension Fund also has a Governance Policy Statement which outlines many of the frameworks identified within this document. Additionally, a Discretions document has been developed stating those discretions found within the scheme that it has adopted. All documentation is published at www.buckscc.gov.uk/pensions

3.4 The Pension Administration Strategy was implemented on 1 June 2010 and is an important tool in managing and improving the administrative performance of the Fund. It formally sets out the requirements of both Buckinghamshire County Council as the Administering Authority and participating employers/third party payroll providers in the Fund in a single document within one framework.

4. Representation

4.1 The Pension Fund Committee has 9 members as follows:

- Six Elected Members from Buckinghamshire County Council
- One Elected Co-Opted Member from Milton Keynes Council
- One Elected Police and Crime Commissioner (PCC) or Deputy PCC from Thames Valley Police or a nominated member from the Police and Crime Panel
- One Elected Co-Opted Member chosen by the four District Councils in Buckinghamshire

Members have Quasi-Trustee status and consequently substitutions are not permitted.

4.2 The Local Pension Board has 8 members comprising of 4 employer representatives and 4 scheme member representatives.

5. Stakeholder Engagement

5.1 A triennial meeting of the Pension Fund, called the 'Pensions General Meeting', is held in October/November in the year of the Fund valuation (the year prior to when the revised contribution rates from the valuation are due to come into effect), to which all employer representatives and scheme members are welcome. The purpose of the meeting is to report on investment performance and current issues of concern to the Fund stakeholders.

5.2 Mechanisms used to involve stakeholders include:

- Communication with Scheme Employers
- Dedicated Employer Liaison Officers and Communications Officer
- Training Events
- Meetings with the Actuary and the Auditors
- Meetings with Advisors
- Meetings with Fund Managers
- Buckinghamshire Finance Officers meetings
- The annual report for the Pension Fund
- "In Touch" newsletter

6. Review and Compliance with Best Practice

6.1 This statement will be kept under review and will be revised and published annually or following any material change in the Governance Policy Statement of the Pension Fund.

6.2 The Pension Fund is regularly audited and no material findings have arisen from either our internal or external auditors.

Governance Statements

6.3 The Regulations require a statement as to the extent to which the governance arrangements comply with guidance issued by the Secretary of State. This statement is confirming that all the above mentioned mechanisms are in place and are effective and embedded. Any breach of our Governance Policy would be outlined in this document and reported to the Chairman of the Pension Fund Committee. A summary of our compliance with recommended good practice is outlined below.

Responsible Officer:

Claire Lewis-Smith, Principal Pensions Officer (Governance & Employer Liaison)

Good Practice Requirement	Met/Not Met	Evidence
Structure		
The management of the administration of benefits and strategic management of fund assets clearly rests with the main committee established by the appointing Council.	Met	Pension Fund Committee (PFC) Terms of Reference
That representatives of LGPS Scheme employers and scheme members (including pensioner and deferred members) are members of either the main or secondary committee established to underpin the work of the main committee.	Met	PFC Terms of Reference and Local Pension Board (LPB) Terms of Reference
That where a secondary committee or panel has been established, the structure ensures effective communication across both levels.	Met	The Local Pension Board meet three times a year after two meetings of PFC. Board minutes go to PFC and vice-versa
Representation		
That all key stakeholders are afforded the opportunity to be represented within the main or secondary committee structure. These include: - i) Scheme employers (including non-local government employers, e.g., admitted bodies); ii) Scheme members (including deferred and pensioner scheme members), iii) Independent professional observers, and iv) Expert advisors (on an ad-hoc basis).	Met	Key stakeholders on PFC or the Local Pension Board as from Terms of Reference i) PFC and LPB ii) LPB iii) PFC and LPB iv) PFC and LPB
That where lay members sit on a main or secondary committee, they are treated equally in terms of access to papers and meetings, training and are given full opportunity to contribute to the decision making process, with or without voting rights.	Met	All PFC members and advisers get all papers except where it concerns them. LPB members are provided with relevant training as required under The Pensions Regulator's Code of Practice 14

Governance Statements

Good Practice Requirement	Met/Not Met	Evidence
Selection and role of lay members		
That committee or panel members are made fully aware of the status, role and function they are required to perform on either a main or secondary committee.	Met	This is set out in the Committee's terms of reference.
Voting		
The policy of individual administering authorities on voting rights is clear and transparent, including the justification for not extending voting rights to each body or group represented on main LGPS committees.	Met	Voting rights are not specifically noted in the PFC Terms of Reference. However under section 4 (Membership) there are 9 members and under section 4.5 it is noted that members have Quasi-Trustee status and therefore no substitutions are permitted. Section 4.6 confirms the Quorum is 4 members. The LPB has 4 employer representatives and 4 scheme member representatives. The draft Terms of Reference confirms the Quorum is 4 Board members, comprising of at least 2 employer and 2 scheme member representatives. Substitutions are permitted.
Training/facility time/expenses		
That in relation to the way in which statutory and related decisions are taken by the administering authority, there is a clear policy on training, facility time and reimbursement of expenses in respect of members involved in the decision-making process.	Met	<p>Training for PFC members is undertaken annually as detailed by the PFC training plan.</p> <p>This organisation has adopted the key recommendations of the <i>Code of Practice on Public Sector Pensions Finance Knowledge and Skills</i>. Reimbursement of Expenses is defined in BCC constitution.</p> <p>Training for LPB members is undertaken in accordance with The Pensions Regulator's Code of Practice 14.</p>
That where such a policy exists, it applies equally to all members of committees, sub-committees, advisory panels or any other form of secondary forum.	Met	Reimbursement of expenses is defined in BCC Constitution.

Governance Statements

Good Practice Requirement	Met/Not Met	Evidence
Meetings (frequency/quorum)		
That an administering authority's main committee or committees meet at least quarterly.	Met	PFC Terms of Reference.
That an administering authority's secondary committee or panel meet at least twice a year and is synchronised with the dates when the main committee sits.	Met	LPB draft Terms of Reference.
Access		
That subject to any rules in the council constitution, all members of main and secondary committees or panels have equal access to committee papers, documents and advice that falls to be considered at meetings of the main committee.	Met	Confirmed that this applies by Democratic Services.
Scope		
That administering authorities have taken steps to bring wider scheme issues within the scope of their governance arrangements.	Met	PFC forward plan requires senior Pension officers to attend meetings to discuss and raise issues outside usual scope of Pension Fund Investment.
Publicity		
That administering authorities have published details of their governance arrangements in such a way that stakeholders with an interest in the way in which the scheme is governed, can express an interest in wanting to be part of those arrangements.	Met	All non-confidential agendas, papers and minutes are on BCC external website. This includes Terms of Reference, Customer Charter and Governance Compliance Statement.

The membership of the Pension Fund Committee throughout 2015/16 is detailed below:

Membership	Representing	Number of Pension Fund Committee meetings attended
Cllr John Chilver	Chairman	5 of 5
Cllr Richard Scott	Vice-Chairman	4 of 5
Cllr David Carroll	Thames Valley Police	2 of 5
Cllr Trevor Egleton		1 of 5
Cllr John Gladwin	District Councils	3 of 5
Cllr Peter Hardy		4 of 5
Cllr Steven Lambert		3 of 5
Cllr David Martin		5 of 5
Cllr Peter McDonald	Milton Keynes Council	3 of 5

Governance Statements

All members of the Committee have voting rights.

The training to Pension Fund Committee members included:

- Presentation on Risk Management
- Pensions Induction Day
- Local Government Pension Fund Investment Forum
- Local Authority Pension Fund Forum
- LAPF Question Time – Collaboration and the London CIV
- Presentation on Private Equity
- CIPFA LGPS Actuarial Summit
- LAPF Question Time – LGPS Asset Pooling
- SPS Low Cost Equity & Other Investment Strategies for Pension Funds

Members are required to disclose any declarations of interest at the beginning of each Pension Fund Committee meeting.

The Public Service Pensions Act 2013 introduced the requirement to have a Local Pensions Board to assist in the good governance of the scheme. The Buckinghamshire Pension Fund established the Board by the deadline of 1 April 2015 and the Buckinghamshire Pension Board's first meeting took place on 21 July 2015.

The Board meets three times per annum and consists of 4 Employer and 4 Member representatives. Attendance at the meetings has been high, with an attendance rate of 83%.

All members of the Board have voting rights.

On 31 March 2016, the Board members were:

Scheme member representatives

- Reece Bowman
- Peter Dearden
- Steve Mason (Chairman)
- Joe McGovern

Scheme employer representatives

- Bev Black
- Roona Ellis (Vice Chairman)
- Ian Thompson
- *Vacant post*

Members of the Board are required to disclose any declarations of interest at the beginning of each Buckinghamshire Pension Board meeting.

An induction training day was provided for Board members. All members of the Board were encouraged to undertake some hours of self-study by completing the Pension Regulator's Public Services toolkit for online learning which includes modules on conflicts of interest, managing risk and internal controls, maintaining accurate member data, maintaining member contributions, providing information to members and others, resolving internal disputes and reporting breaches of the law.

Other training opportunities offered include:

- Actuarial Overview and Update
- Royal London Asset Management fixed income presentation
- Lifetime / Annual Allowance training
- A cross-fund presentation on progress on Local Government Investment Reform, and
- Employer Training

During 2015/16 the Board reviewed and adopted the Terms of Reference, Code of Conduct Policy, Conflicts Policy and the Knowledge and Understanding Framework. The Board reviewed the BCCPF Employer's Newsletter for each quarter. It also reviewed the Pension Fund Annual Report and Accounts 2014/15 and the CIPFA Pensions Administration Benchmarking. A report on Administration Performance Statistics was provided at each meeting. An analysis of the Board's Training Needs was undertaken. The Board scrutinised the Pension Fund Committee agenda and minutes. Updates regarding the progress in implementing the Brunel Pension Partnership as part of the Government LGPS Investments reform agenda have also been provided.

The aim of the Pensions Administration Strategy is to detail the procedures for liaison and communication and to establish levels of performance for both the administering authority and participating employers. It endeavours to promote good working relationships, provide transparency and improve efficiency and quality. It specifies how performance levels will be monitored and action that can be taken and the charges which apply if targets are not met.

Services to Employing Authorities

The main services that we provide to employers are:

- We provide each Employer with contact details for a named Employer Liaison Officer whose role it is to ensure efficient processing of the Employer's queries and maintain good communication with them.
- When deemed necessary we schedule face to face meetings to discuss issues related to pensions administration and regulatory changes. We also meet with our Employers, on request or when mutually agreed, to discuss all aspects of LGPS administration.
- Our Service Level Agreement (SLA) serves as an Employers' guide to the administration of the Fund. Links to the SLA are sent to our Employers by email. The full SLA is available from our website and is regularly updated in line with regulatory changes.
- We publish an Employer newsletter in March, June, September and December of each year to advise Employers of Fund and Scheme developments.
- We have requested that all Employers send us a copy of their LGPS Discretionary Policy. We issue reminders via our quarterly newsletter. If we do not hold a LGPS Discretionary Policy for an Employer, we will not process any quotes on their behalf, until such time as their policy is sent to us. This has been communicated to all Fund Employers.
- The Buckinghamshire Pension Fund Board monitors the Pensions Administration performance. In March 2016, the Board received a report on the volume of work undertaken and the percentage of work that was completed within prescribed time limits. The report also provided a contextual commentary for work that was not completed within prescribed timescales. Below are the workload statistics for the year to March 2016.

Month	Within target	Over Target	Total	% over target
April 2015	9,114	624	9,386	6.65
May 2015	9,124	910	10,034	9.97
June 2015	9,537	753	10,290	7.32
July 2015	16,879	937	17,816	5.26
August 2015	8,148	681	8,829	7.71
September 2015	8,214	625	8,839	7.07
October 2015	8,369	908	9,277	9.79
November 2015	8,803	897	9,700	9.25
December 2015	8,015	938	8,953	10.48
January 2016	9,945	802	10,741	7.46
February 2016	11,287	571	11,858	4.82
March 2016	11,699	1249	12,948	9.65

Timeliness of data submissions by the Employer

The Fund's officers monitor the timeliness of data submissions by Employers. Where delays occur, we investigate the reason for the delay and contact the Employer concerned to offer guidance and support. We aim to work with and educate our Employers, rather than issue penalties. The Pension Administration Strategy does however contain a detailed charging schedule, which all Employers have been made aware of.

The Pension Administration Strategy, the associated Service Level Agreement (SLA) between participating employers and third party payroll providers and the administering authority, and Charging Schedule are available at: <http://www.buckscc.gov.uk/about-your-council/local-government-pension-fund/policies/>.

Communications Policy Statement

With over 65,000 Scheme members, the Buckinghamshire County Council Pension Fund has a responsibility to provide timely and accurate information to all stakeholders.

Regulation 61 of the Local Government Pension Scheme Regulations 2013 requires Funds to prepare, maintain and publish a written statement setting out its policy concerning communications.

The Communications Policy Statement is available at <http://www.buckscc.gov.uk/about-your-council/local-government-pension-fund/policies/> and outlines the Fund's position on:

- The provision of information and publicity about the Scheme to members, employers and representatives of members participating in the Fund.
- The promotion of the Scheme to prospective members and their employing authorities.

The format, frequency and methods of distributing Fund information and publicity are detailed below.

Communication Material	Formats Available	Available To	When Published	When Reviewed
Scheme guides	Online, paper	All members, prospective members, members' representatives, Scheme employers	Web link to guides included with employment offer. Available on request	As required
Fact sheets	Online, paper	All members, prospective members, members' representatives, Scheme employers	Always available	As required
Member Self Service and Employer Services	Online	All registered members and employers, allowing them to access their/their staff online pension records	Always available	As required
Scheme update newsletter	Online, paper	All Active members. Deferred and Pensioner members where necessary	As needed	As required
Pensioner newsletter	Online, paper	Pensioner members	Annually	Annually
Technical Employer newsletter	Sent via email	Scheme employers	Quarterly	Quarterly
Payslips	Paper, online	Pensioner members	Monthly if £1 variance in net pay/if requested by pensioner member	As required
P60s	Paper, online	Pensioner members	Annually	Annually
Annual Benefit Statements	Paper, online	All Active, Deferred and Pension Credit members	Annually	Annually
Retirement guide	Online, paper	Pensioner members	At retirement	As required

Communications Policy Statement

Communication Material	Formats Available	Available To	When Published	When Reviewed
Annual Report and Accounts	Online	Scheme employers	Annually	Annually
Fund Valuation Report	Online	Scheme employers	Every three years	Every three years
Training/ Presentations	PowerPoint Presentation	Members, Scheme employers	On request	As required
Press Releases	Electronic	Scheme employers	When Scheme changes	As required
FRS17 / IAS19 Reports	Electronic	Relevant Scheme employers	Annually	Annually

Access to Communications

The Fund can provide large print and Braille versions of all its printed literature on request. The Fund's website is designed to work with assistive technologies e.g. screen readers for visually impaired users.

1. Purpose of the Funding Strategy Statement

- 1.1 The purpose of this Funding Strategy Statement is to explain the funding objectives of the Fund and in particular:
- How the costs of the benefits provided under the Local Government Pension Scheme (the “Scheme”) are met through the Fund
 - The objectives in setting employer contribution rates; and
 - The funding strategy that is adopted to meet these objectives.

2. Purpose of the Fund

- 2.1 The purpose of the Fund is to:
- Pay pensions, lump sums and other benefits provided under the Regulations;
 - Meet the costs associated in administering the Fund; and
 - Receive contributions, transfer values and investment income.

3. Funding Objectives

- 3.1 Contributions are paid to the Fund by Scheme members and the employing bodies to provide for the benefits which will become payable to Scheme members when they fall due.
- 3.2 The funding objectives are to:
- Set levels of employer contribution that will build up a fund of assets that will be sufficient to meet all future benefit payments from the Fund.
 - Build up the required assets in such a way that employer contribution rates are kept as low and stable as possible.

4. Key Parties

- 4.1 The key parties involved in the funding process and their responsibilities are as follows:

The Administering Authority

- 4.2 The Administering Authority for the Pension Fund is Buckinghamshire County Council. The main responsibilities of the Administering Authority are to:
- Collect employee and employer contributions;
 - Invest the Fund’s assets;
 - Pay the benefits due to Scheme members;
 - Manage the actuarial valuation process in conjunction with the Fund Actuary;
 - Prepare and maintain this FSS and also the SIP after consultation with other interested parties; and
 - Monitor all aspects of the Fund’s performance.

Individual Employers

- 4.3 In addition to the Administering Authority, a number of scheduled and admitted bodies participate in the Fund. Those with active members are all currently open to new members, although it is anticipated that some may close to new and possibly existing members in the near future.
- 4.4 The responsibilities of each individual employer that participates in the Fund, including the Administering Authority, are to:
- Collect employee contributions and pay these together with their own employer contributions as certified by the Fund Actuary to the Administering Authority within the statutory timescales;
 - Notify the Administering Authority of any new Scheme members and any other membership changes promptly;
 - Exercise any discretions permitted under the Regulations; and
 - Meet the costs of any augmentations or other additional costs in accordance with agreed policies and procedures.

Fund Actuary

- 4.5 The Fund Actuary for the Pension Fund is Barnett Waddingham LLP. The main responsibilities of the Fund Actuary are to:
- Advise interested parties on funding strategy and completion of actuarial valuations in accordance with the FSS and the Regulations; and
 - Advise on other actuarial matters affecting the financial position of the Fund.

5 Funding Strategy

- 5.1 The factors affecting the Fund's finances are constantly changing, so it is necessary for its financial position and the contributions payable to be reviewed from time to time by means of an actuarial valuation to check that the funding objectives are being met.
- 5.2 The actuarial valuation involves a projection of future cash flows to and from the Fund. The main purpose of the valuation is to determine the level of employers' contributions that should be paid to ensure that the existing assets and future contributions will be sufficient to meet all future benefit payments from the Fund.

6 Funding Method

- 6.1 The key objective in determining employer's contribution rates is to establish a funding target and then set levels of employer contribution to meet that target over an agreed period.
- 6.2 The funding target is to have sufficient assets in the Fund to meet the accrued liabilities for each employer in the Fund. The funding target may, however, depend on certain employer circumstances and in particular, whether an employer is an "open" employer – one which allows new recruits access to the Fund, or a "closed" employer which no longer permits new staff access to the Fund. The expected period of participation by an employer in the Fund may also affect the chosen funding target.
- 6.3 For open employers, the actuarial funding method that is adopted is known as the Projected Unit Funding Method which considers separately the benefits in respect of service completed before the valuation date ("past service") and benefits in respect of service expected to be completed after the valuation date ("future service"). This approach focuses on:
- The past service funding level of the Fund. This is the ratio of accumulated assets to liabilities in respect of past service. It makes allowance for future increases to members' pay for pensions in payment. A funding level in excess of 100 per cent indicates a surplus of assets over liabilities; while a funding level of less than 100 per cent indicates a deficit; and
 - The future service funding rate which is the level of contributions required from the individual employers which, in combination with employee contributions is expected to support the cost of benefits accruing in future.
- 6.4 The key feature of this method is that, in assessing the future service cost, the contribution rate represents the cost of one year's benefit accrual.
- 6.5 For closed employers, the funding method adopted is known as the Attained Age Method. The key difference between this method and the Projected Unit Method is that the Attained Age Method assesses the average cost of the benefits that will accrue over the remaining expected working lifetime of active members.

7 Valuation Assumptions and Funding Model

- 7.1 In completing the actuarial valuation it is necessary to formulate assumptions about the factors affecting the Fund's future finances such as inflation, pay increases, investment returns, rates of mortality, early retirement and staff turnover etc.
- 7.2 The assumptions adopted at the valuation can therefore be considered as:
- The statistical assumptions which are essentially estimates of the likelihood of benefits and contributions being paid, and
 - The financial assumptions which will determine the estimates of the amount of benefits and contributions payable and their current or present value.

Future Price Inflation

7.3 The base assumption in any valuation is the future level of price inflation over a period commensurate with the duration of the liabilities. This is derived by considering the average difference in yields over the appropriate period from conventional and index linked gilts during the six months straddling the valuation date to provide an estimate of future price inflation as measured by the Retail Price Index (or "RPI").

Future Pay Inflation

7.4 As some of the benefits are linked to pay levels at retirement, it is necessary to make an assumption as to future levels of pay inflation. Historically, there has been a close link between price and pay inflation with pay increases exceeding price inflation in the longer term.

Future Pension Increases

7.5 Pension increases are linked to changes in the level of the Consumer Price Index (or "CPI"). Inflation as measured by the CPI has historically been less than RPI due mainly to different calculation methods. An adjustment is therefore made to the RPI assumption to derive the CPI assumption.

Future Investment Returns/Discount Rate

7.6 To determine the value of accrued liabilities and derive future contribution requirements it is necessary to discount future payments to and from the Fund to present day values.

7.7 The discount rate that is adopted will depend on the funding target adopted for each employer.

7.8 For open employers, the discount rate that is applied to all projected liabilities reflects a prudent estimate of the rate of investment return that is expected to be earned from the underlying investment strategy by considering average market yields in the six months straddling the valuation date. The discount rate so determined may be referred to as the "ongoing" discount rate.

7.9 For closed employers, an adjustment may be made to the discount rate in relation to the remaining liabilities, once all active members are assumed to have retired if at that time (the projected "termination date"), the employer either wishes to leave the Fund, or the terms of their admission require it.

7.10 The Fund Actuary will incorporate such an adjustment after consultation with the Administering Authority.

7.11 The adjustment to the discount rate for closed employers is to set a higher funding target at the projected termination date, so that there are sufficient assets to fund the remaining liabilities on a "minimum risk" rather than on an ongoing basis. The aim is to minimise the risk of deficits arising after the termination date.

Asset Valuation

7.12 For the purposes of the valuation, the asset value used is the market value of the accumulated Fund at the valuation date adjusted to reflect average market conditions during the six months straddling the valuation date.

Statistical Assumptions

7.13 The statistical assumptions incorporated into the valuation, such as future mortality rates, are based on national statistics. These are adjusted as appropriate to reflect the individual circumstances of the Fund and/or individual employers.

8 Deficit Recovery/Surplus Amortisation Periods

8.1 Whilst one of the funding objectives is to build up sufficient assets to meet the cost of benefits as they accrue, it is recognised that at any particular point in time, the value of the accumulated assets will be different to the value of accrued liabilities, depending on how the actual experience of the Fund differs to the actuarial assumptions. Accordingly the Fund will normally either be in surplus or in deficit.

Funding Strategy Statement

- 8.2 Where the actuarial valuation discloses a significant surplus or deficit then the levels of required employers' contributions will include an adjustment to either amortise the surplus or fund the deficit over a period of years.
- 8.3 The period that is adopted for any particular employer will depend on:
- The significance of the surplus or deficit relative to that employer's liabilities;
 - The covenant of the individual employer and any limited period of participation in the Fund; and
 - The implications in terms of stability of future levels of employers' contribution.

9 Pooling of Individual Employers

- 9.1 The policy of the Fund is that each individual employer should be responsible for the costs of providing pensions for its own employees who participate in the Fund. Accordingly, contribution rates are set for individual employers to reflect their own particular circumstances.
- 9.2 However, certain groups of individual employers are pooled for the purposes of determining contribution rates to recognise common characteristics or where the number of Scheme members is small.
- 9.3 The main purpose of pooling is to produce more stable employer contribution levels in the longer term whilst, recognising that ultimately there will be some level of cross-subsidy of pension cost amongst pooled employers.

10 Cessation Valuations

- 10.1 On the cessation of an employer's participation in the Scheme, the Fund Actuary will be asked to make a termination assessment. Any deficit in the Fund in respect of the employer will be due to the Fund as a termination contribution, unless it is agreed by the Administering Authority and the other parties involved that the assets and liabilities relating to the employer will transfer within the Fund to another participating employer.
- 10.2 In assessing the deficit on termination, the Fund Actuary may adopt a discount rate based on gilt yields and adopt different assumptions to those used at the previous valuation in order to protect the other employers in the Fund from having to fund any future deficits which may arise from the liabilities that will remain in the Fund.

11 Links with the Statement of Investment Principles (SIP)

- 11.1 The main link between the Funding Strategy Statement (FSS) and the SIP relates to the discount rate that underlies the funding strategy as set out in the FSS, and the expected rate of investment return which is expected to be achieved by the underlying investment strategy as set out in the SIP.
- 11.2 As explained above, the ongoing discount rate that is adopted in the actuarial valuation is derived by considering the expected return from the underlying investment strategy. This ensures consistency between the funding strategy and investment strategy.

12 Risks and Counter Measures

- 12.1 Whilst the funding strategy attempts to satisfy the funding objectives of ensuring sufficient assets to meet pension liabilities and stable levels of employer contributions, it is recognised that there are risks that may impact on the funding strategy and hence the ability of the strategy to meet the funding objectives.
- 12.2 The major risks to the funding strategy are financial, although there are other external factors including demographic risks, regulatory risks and governance risks.

13 Financial Risks

- 13.1 The main financial risk is that the actual investment strategy fails to produce the expected rate of investment return (in real terms) that underlies the funding strategy. This could be due to a number of factors, including market returns being less than expected and/or the fund managers who are employed to implement the chosen investment strategy failing to achieve their performance targets.
- 13.2 The valuation results are most sensitive to the real discount rate. Broadly speaking an increase/decrease of 0.5 per cent per annum in the real discount rate will decrease/increase the liabilities by ten per cent, and decrease/increase the required employer contribution by around 2.5 per cent of payroll.

Funding Strategy Statement

- 13.3 However, the Pension Fund Committee regularly monitors the investment returns achieved by the fund managers and receives advice from the independent advisers and officers on investment strategy.
- 13.4 The Committee may also seek advice from the Fund Actuary on valuation related matters.
- 13.5 In addition, the Fund Actuary provides funding updates between valuations to check whether the funding strategy continues to meet the funding objectives.

14 Demographic Risks

- 14.1 Allowance is made in the funding strategy via the actuarial assumptions for a continuing improvement in life expectancy. However, the main demographic risk to the funding strategy is that it might underestimate the continuing improvement in longevity. For example, an increase of one year to life expectancy of all members in the Fund will reduce the funding level by between approximately 1%.
- 14.2 The actual mortality of pensioners in the Fund is monitored by the Fund Actuary at each actuarial valuation and assumptions are kept under review.
- 14.3 The liabilities of the Fund can also increase by more than has been planned as a result of early retirements.
- 14.4 However, the Administering Authority monitors the incidence of early retirements; and procedures are in place that require individual employers to pay additional amounts into the Fund to meet any additional costs arising from early retirements.

15 Regulatory Risks

- 15.1 The benefits provided by the Scheme and employee contribution levels are set out in Regulations determined by central government. The tax status of the invested assets is also determined by central government.
- 15.2 The funding strategy is therefore exposed to the risks of changes in the Regulations governing the Scheme and changes to the tax regime which may affect the cost to individual employers participating in the Scheme.
- 15.3 However, the Administering Authority participates in any consultation process of any proposed changes in Regulations and seeks advice from the Fund Actuary on the financial implications of any proposed changes.

16 Governance

- 16.1 Many different employers participate in the Fund. Accordingly, it is recognised that a number of employer-specific events could impact on the funding strategy including:
- Structural changes in an individual employer's membership;
 - An individual employer deciding to close the Scheme to new employees; and
 - An employer ceasing to exist without having fully funded their pension liabilities.
- 16.2 However, the Administering Authority monitors the position of employers participating in the Fund, particularly those which may be susceptible to the events outlined, and takes advice from the Fund Actuary when required.
- 16.3 In addition, the Administering Authority keeps in close touch with all individual employers participating in the Fund to ensure that, as Administering Authority, it has the most up to date information available on individual employer situations. It also keeps individual employers briefed on funding and related issues.

17 Monitoring and Review

- 17.1 This FSS is reviewed formally, in consultation with the key parties, at least every three years to tie in with the triennial actuarial valuation process.
- 17.2 The Administering Authority also monitors the financial position of the Fund between actuarial valuations and may review the FSS more frequently if necessary.

Statement of Investment Principles

1 Background

- 1.1 This is the Statement of Investment Principles (SIP) adopted by Buckinghamshire County Council (the Council) in relation to the investment of assets of the Council's Pension Fund (the Fund). The County Council is the Administering Authority of the Fund and, in that role, it has responsibility to ensure the proper management of the Fund.
- 1.2 This SIP results from the implementation of The Local Government Pension Scheme (Management and Investment of Funds) (Amendment) Regulations 2009 (Statutory Instrument 2009 No. 3093).
- 1.3 The Pension Fund Committee monitors investment performance on a quarterly basis. Advice is received as required from professional advisers. In addition, the Pension Fund Committee formally reviews the performance of investments compared to other LGPS Funds on an annual basis.
- 1.4 The LGPS is established by statute. The Pension Fund is a legally distinct account with contributions made by employees (fixed percentage of earnings) and employers. The primary objective of the Fund is to minimise the level of employer contributions in order to meet the cost of pension benefits as required by statute. A related objective is to minimise the volatility of employer contribution rates as investment returns vary from year to year.

2 Investment Objectives

- 2.1 It is the Council's current policy that external fund managers are employed to administer the Fund's assets. Currently, the Council employs twelve external fund managers. The approach, however, may vary from time to time. Cash balances arising from the receipt of employer and employee contributions are invested in accordance with the agreement between the administering authority and the Pension Fund Committee.
- 2.2 The investment objective of the Fund is to achieve a return that is sufficient to meet the primary funding objective as set out above in paragraph 1.4, subject to an appropriate level of risk (implicit in the target) and liquidity.
- 2.3 This SIP will be revised within six months of any material change in policy relating to the investment principles.

3 Types of investment to be held

- 3.1 A management agreement is in place for each fund manager, setting out the relevant benchmark, performance target, asset allocation ranges and any statutory restrictions or other restrictions determined by the Pension Fund Committee.
- 3.2 The types of investment which the fund managers may hold are as follows:
 - UK Equities
 - Foreign Equities
 - UK Fixed Interest Bonds
 - Overseas Fixed Interest Bonds
 - UK Index-linked Investments
 - Overseas Index-linked Investments
 - Property Unit Trusts
 - Hedge Fund of Funds
 - Private Equity Fund of Funds
 - Cash Instruments
- 3.3 The administering authority has decided to increase limits under regulation 14(3) in compliance with The Local Government Pension Scheme (Management and Investment of Funds) Regulations 2009 (Statutory Instrument 2009 No. 3093) effective as from 1 January 2010. The limit on the amount of investments in units or shares managed by one body is 32%. The limit on contributions to partnerships is 10% and the limit on contributions to any single partnership is 5%.

Statement of Investment Principles

4 Approach to managing the Fund

- 4.1 At the current time, the Council uses twelve fund managers. This method of asset management is kept under review. Periodically and normally every three to four years, the Pension Fund Committee gives consideration to new managers taking over part of the Fund.

5 Balance between different types of investment

- 5.1 Local Government Pension Scheme (LGPS) regulations require that funds achieve 'proper diversification'. This may be considered in terms of ensuring that investments are spread through a number of investment types whose movements are not closely correlated.
- 5.2 Active fund managers are given wide discretion over asset allocation, subject to regular review, and are required to report on a quarterly basis their current asset allocation position against their strategy, and seek approval for variations to their strategies.

6 Risk

- 6.1 The constant monitoring of performance relative to a performance target constrains fund managers from deviating significantly from the intended approach, whilst permitting flexibility to manage the Fund in such a way as to enhance returns. The appointment of more than one fund manager introduces a level of diversification of manager risk.
- 6.2 Fund managers are instructed to diversify between investment types and within each investment type so that the prospects of potential losses are reduced. Fund managers are also instructed to observe the Council's constraints in such areas as property, derivatives, stock lending, overseas investment, non-income producing investments and unquoted securities.
- 6.3 Fund managers will bias their portfolios towards stocks which are expected to out-perform in rising or falling markets but not take such contrarian positions that major under-performance occurs if they are incorrect in their strategies. They are required to operate in such a way that the possibility of under-performance against the target is kept within an acceptable limit. Managers will use and report on the risk measures employed on a regular basis.

7 Expected return on investments

- 7.1 The Fund is expected to produce a return over the long term in excess of the investment return assumed in the actuarial valuation. The majority of the Fund's assets are managed on an active basis and, overall, the fund is expected to out-perform its benchmarks over the long term.

8 The realisation of investments

- 8.1 Some fund managers are required to maintain portfolios that consist of assets that are readily realisable. The majority of the Fund's investments is quoted on major stock markets and thus may be realised relatively quickly if required. Property investments, private equity fund of funds and hedge fund of funds, which are relatively illiquid, make up a small proportion of the Fund's assets.
- 8.2 The Pension Fund Committee has delegated to the fund managers responsibility for the selection, retention and realisation of assets.

9 Extent to which social, environmental or ethical considerations are taken into account in the selection, retention and realisation of investments

- 9.1 The extent to which social, environmental and ethical considerations are taken into account in these decisions is left to the discretion of the fund managers. However, the Pension Fund Committee expects that the extent to which social, environmental and ethical issues may have a financial impact on the portfolio will be taken into account by the fund managers in the exercise of their delegated duties and reviewed by the Committee from time to time.

Statement of Investment Principles

10 Exercise of the rights (including voting rights) attaching to investments

- 10.1 The policy of the Pension Fund Committee is to delegate responsibility for the exercising of rights (including voting rights) attaching to investments to the fund managers although the Committee has retained rights to scrutinise any voting intention.
- 10.2 In respect of voting rights, fund managers are asked to take into account the extent to which the company concerned complies with best practice in corporate governance.

11 Policy on Stock Lending

- 11.1 The Fund's current policy is not to participate in stock lending.

12 Myners Principles

- 12.1 Local authorities are required to set out in their Statement of Investment Principles the extent to which they comply with these principles, this is set out in Appendix 1 to the SIP.

Appendix 1:

Principle	Examples of Compliance	Comply
<p>Principle 1: Effective Decision Making</p> <p>Administering authorities should ensure that: Decisions are taken by persons or organisations with the skills, knowledge, advice and resources to make them effectively and monitor their implementation;</p> <p>Those persons or organisations have sufficient expertise to be able to evaluate and challenge the advice they receive, and manage conflicts of interest.</p>	<p>The Fund's Governance Compliance Statement sets out the Fund's governance arrangements, including its Terms of Reference, structure, representation and delegations.</p> <p>All members and officers of the Committee undertake a periodic training needs analysis. Two training days per year are arranged for the Committee members to deliver training on training needs identified through the analysis. Ad hoc training needs are met through Hot Topic sessions at Committee meetings.</p> <p>The Fund contracts an actuary and an investment consultant. The investment consultant attends all Committee meetings and other expert advisors attend on an ad hoc basis when appropriate. The Fund has an Independent Committee Advisor who attends all Committee meetings and provides advice to the Committee members.</p>	Comply
<p>Principle 2: Clear Objectives</p> <p>An overall investment objective should be set out for the fund that takes account of the scheme's liabilities, the potential impact on local tax payers, the</p>	<p>The asset allocation and investment strategy are set out in the Fund's Statement of Investment Principles (SIP) and Funding Strategy Statement (FSS).</p> <p>The Actuary takes account of a range of factors including the scheme's liabilities, the potential impact on local tax payers, the strength of the covenant for non-local authority employers, and the attitude to risk of both the administering authority and scheme employers in setting contributions rates as part of the valuation</p>	Comply

Statement of Investment Principles

Principle	Examples of Compliance	Comply
<p>strength of the covenant for non-local authority employers, and the attitude to risk of both the administering authority and scheme employers, and these should be clearly communicated to advisors and investment managers.</p>	<p>process. These are all included in the FSS.</p> <p>The Committee considered the split between equities and bonds in light of the Fund's forecast liabilities before considering any other asset class. The Committee considered its appetite for risk and that of the employers in the Fund when considering the mix of asset classes. In setting the asset allocation the Committee considered many of the asset classes currently available to investors.</p> <p>The Committee has set a scheme specific benchmark and understands the risks associated with its investment strategy.</p> <p>All external procurement of advisors, investment managers and other services is conducted within the EU procurement regulations and the administering authority's own procurement rules.</p> <p>The Fund is aware of the investment management fees charged by the investment managers and other transaction related costs. The investment managers disclose their commission costs half yearly via their Level II reports in line with industry best practice.</p>	
<p>Principle 3: Risk and Liabilities</p> <p>In setting and reviewing their investment strategy, administering authorities should take account of the form and structure of liabilities.</p> <p>These include the implications for local tax payers, the strength of the covenant for participating employers, the risk of their default and longevity risk.</p>	<p>In setting the overall investment objective, the Committee has considered the appropriate risk and return profile given the Fund's views on its liabilities, financial risk and employers' ongoing ability to pay contributions.</p> <p>The triennial valuation sets out the liability profile for each individual employer within the Fund. The strength of the covenant of each employing body and risk of default is taken into consideration when setting the employer contribution rate and period over which any deficit will be recovered. The Fund's liabilities are long term in nature and the investment strategy reflects this liability profile by investing in long term return generating assets.</p> <p>The Fund maintains a Risk Register which consolidates the significant risks to the Fund; it is updated on a regular basis and reviewed by the Pension Fund Committee every six months.</p> <p>The Committee annually receives the external auditor's Annual Governance Report which states their assessment of the risk management process.</p>	Comply
<p>Principle 4: Performance assessment</p> <p>Arrangements should be in place for the formal measurement of performance of the investments, investment managers and advisors.</p>	<p>The Fund's performance against its investment objective is reviewed by the Pension Fund Committee quarterly. The Fund's performance is reported six monthly to the Pension Fund Consultative Group. The Committee in consultation with its investment advisors assesses whether any action is required. Annually the Committee reviews the Fund's activities against the WM local authority universe for comparative information only.</p> <p>The fund managers attend the Pension Fund Committee</p>	Comply

Statement of Investment Principles

Principle	Examples of Compliance	Comply
<p>Administering authorities should also periodically make a formal assessment of their own effectiveness as a decision-making body and report on this to the scheme members.</p>	<p>periodically. The Committee arranges manager attendance on a risk basis. Officers meet with fund managers on a more regular basis and this is reported to the Pension Fund Committee.</p> <p>Services provided by advisors are market tested periodically. A more formal arrangement for assessments could be developed for advisors to measure cost, quality and consistency of advice received.</p> <p>An Annual Report is presented to the Cabinet on the Pension Fund's activities and decisions taking during the previous year.</p> <p>Over the longer term Fund performance against benchmark is attributable to investment manager appointments made by Committee. The Committee's effectiveness is ultimately measured by the level of success achieved in minimising and stabilising the level of contributions paid into the Fund by employing bodies to ensure its solvency.</p> <p>The Pensions Administration Strategy, approved by the Committee, outlines the administrative service standards expected from both the Fund and employers.</p>	
<p>Principle 5: Responsible ownership</p> <p>Administering authorities should: Adopt, or ensure their investment managers adopt, the Institutional Shareholders' Committee Statement of Principles on the responsibilities of shareholders and agents, include a statement of their policy on responsible ownership in the statement of investment principles.</p> <p>Report periodically to scheme members on the discharge of such responsibilities.</p>	<p>All of the Fund's investment managers have adopted the Institutional Shareholders' Committee Statement of Principles.</p> <p>The Pension Fund Committee expects that the extent to which social, environmental and ethical issues may have a financial impact on the portfolio will be taken into account by the fund managers in the exercise of their delegated duties and reviewed by the Committee from time to time. The Fund's policy on responsible ownership is set out in its Statement of Investment Principles. The extent to which social, environmental and ethical considerations are taken into account in the selection, retention and realisation of investments is left to the discretion of the fund managers.</p> <p>The outcomes of any significant issues arising over the course of the year in the areas of responsible investment are reported as part of the newsletter or annual report (as appropriate) to scheme members.</p>	Comply
<p>Principle 6: Transparency and reporting</p> <p>Administering authorities should: Act in a transparent manner, communicating with stakeholders on issues</p>	<p>The Fund publishes the following statements: a Governance Policy Statement, a Communications Strategy, a Funding Strategy Statement, a Statement of Investment Principles and a Pensions Administration Strategy. These statements are reviewed and updated regularly, they are approved by the Pension Fund Committee and included in the published Annual Report and Accounts.</p> <p>Fund Manager performance data is available through review of the</p>	Comply

Statement of Investment Principles

Principle	Examples of Compliance	Comply
<p>relating to their management of investment, its governance and risks, including performance against stated objectives.</p> <p>Provide regular communication to scheme members in the form they consider most appropriate.</p>	<p>Pension Fund Committee minutes.</p> <p>The published Annual Report and Accounts includes a review of the Fund's performance and activities during the year. It provides scheme members and employers information about the Fund, its investment and administration strategies and its performance as well as its financial statements and auditors opinion. A copy of the Annual Report is on the Fund's website; http://www.buckscc.gov.uk/about-your-council/local-government-pension-fund/investment/accounts/ and hard copies are available on request.</p> <p>The Fund's employers receive a quarterly newsletter updating them on LGP bulletins and circulars, investment performance and policy updates. The Pension Fund Consultative Group is a forum for employers and employee representatives for communication and consultation about the activities and governance of the Pension Fund, and to make recommendations to the Pension Fund Committee on matters of note, the Group meets twice a year. Other employers within the Fund are consulted with on an ad hoc basis.</p> <p>Active and deferred members receive an Annual Benefits Statement with a Guide to the content of the Statement and an update on any changes to the LGPS benefits. Pensioner members receive one newsletter per year detailing any information affecting pensions in payment as well as their annual P60 statement.</p>	

Additional Information for the Scheme Annual Report

To assist in the production of the scheme annual report compiled by the LGPS Scheme Advisory Board, the Fund has provided the following supplementary information.

Summary of the number of Employers in the Fund as at 31 March 2016

	Active	Ceased	Total
Scheduled Body	156	24	180
Admitted Body	52	35	87
Total	208	59	267

Analysis of Fund Assets as at 31 March 2016

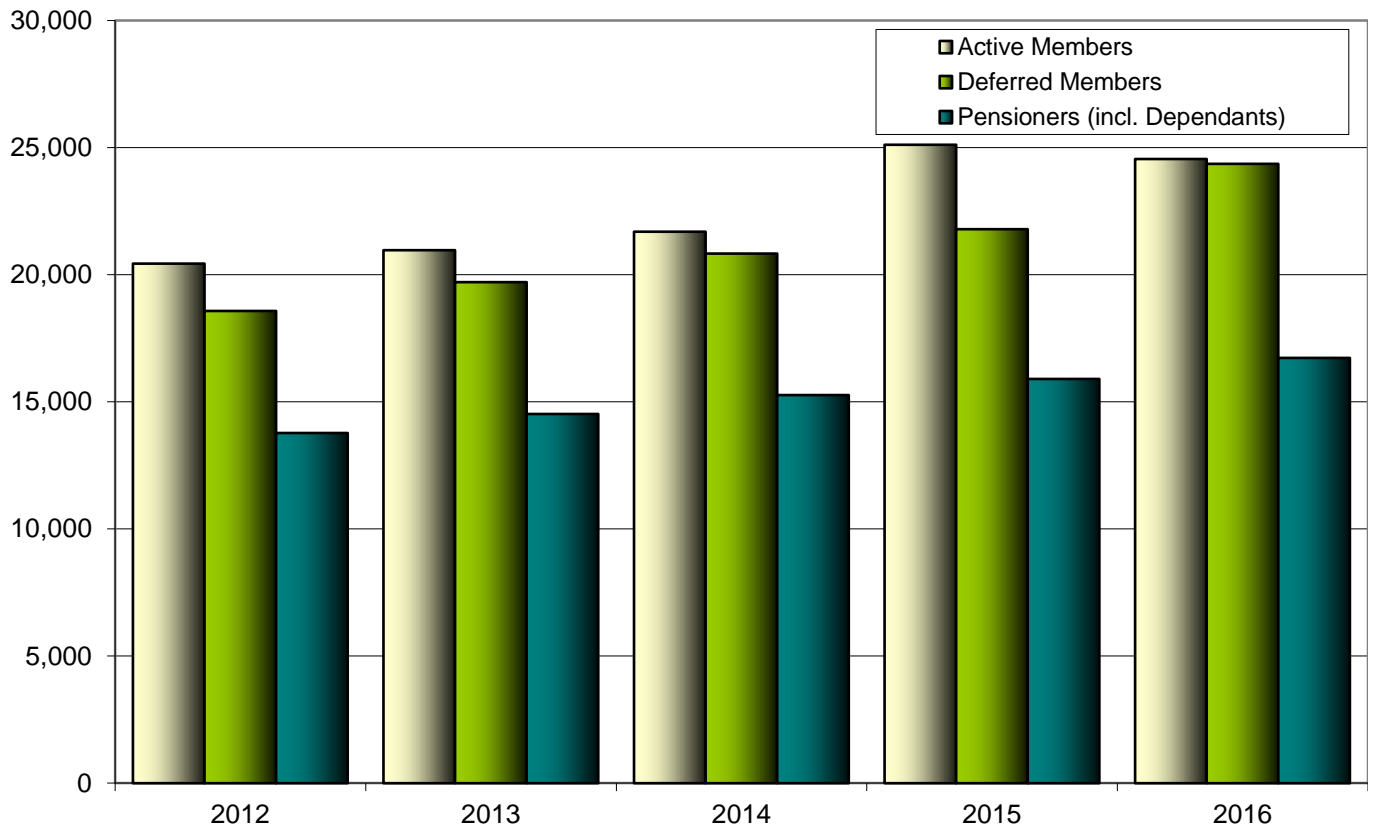
	UK £m	Non-UK £m	Global £m	Total £m
Equities	218.6	807.2	-	1,025.8
Bonds	548.5	2.3	-	550.8
Property (direct holdings)	-	-	-	-
Alternatives	-	230.1	144.6	374.7
Cash and cash equivalents	76.2	-	-	76.2
Other	176.5	9.8	-0.3	186.0
Total	1,019.8	1,049.4	144.3	2,213.5

Analysis of Investment Income accrued for the year ended 31 March 2016

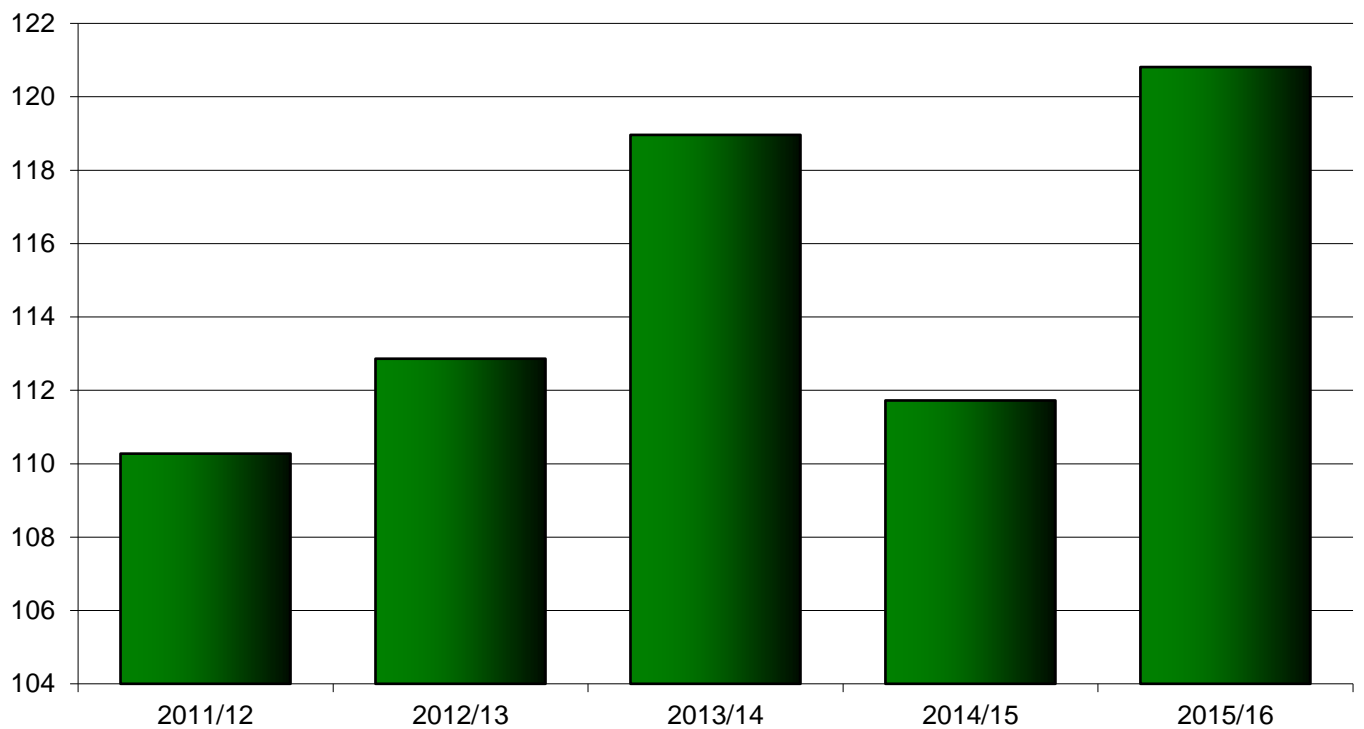
	UK £000	Non-UK £000	Global £000	Total £000
Equities	8,640.6	10,746.8	-	19,387.4
Bonds	11,824.5	87.8	-	11,912.3
Property (direct holdings)	-	-	-	-
Alternatives	1,332.6	-	-	1,332.6
Cash and cash equivalents	54.2	14.3	-	68.5
Other	6,314.8	473.0	-	6,787.8
Total	28,166.7	11,321.9	-	39,488.6

History of the Fund

Membership Profile

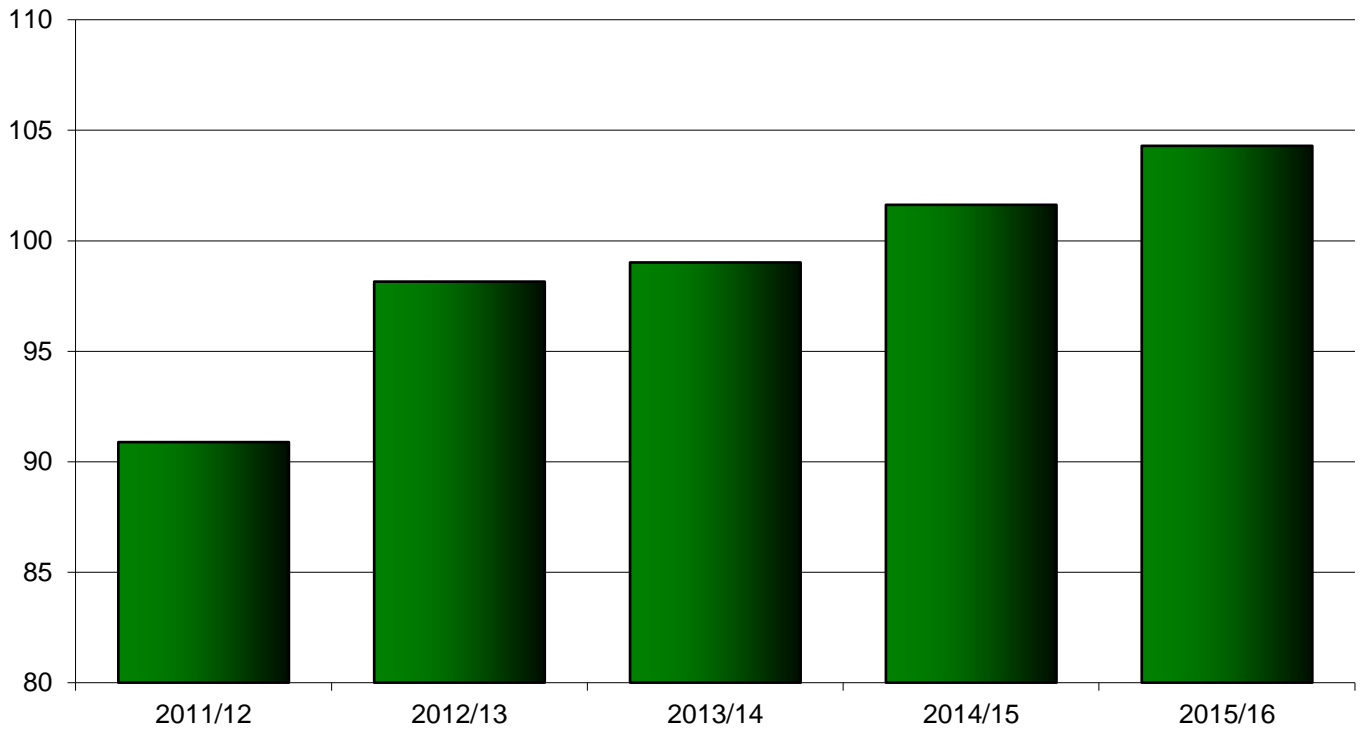


Contributions Received £m

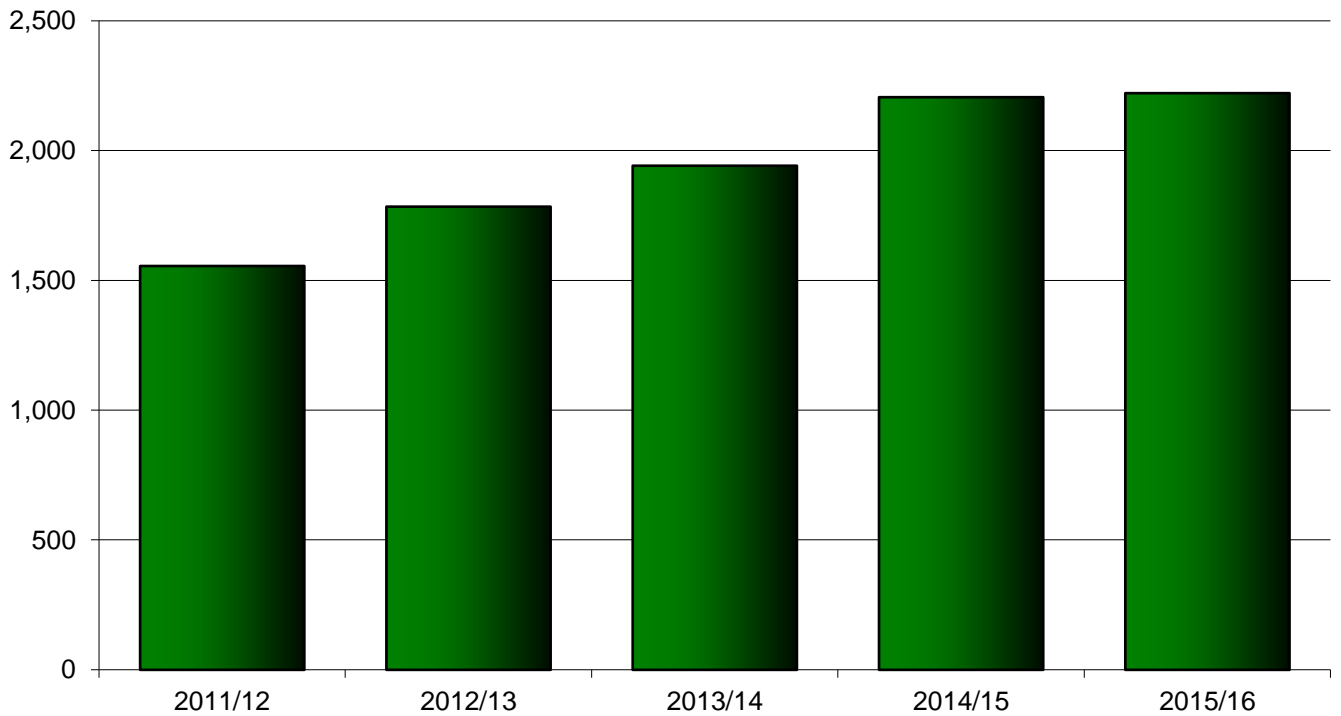


History of the Fund

Benefits Paid £m



Value of the Fund as at 31 March £m



Introduction

The most recent full actuarial valuation of the Buckinghamshire County Council Pension Fund was carried out by Barnett Waddingham as at 31 March 2013. The results were published in the triennial valuation report dated March 2014. This statement gives an update on the funding position as at 31 March 2016 and comments on the main factors that have led to a change since the full valuation.

The estimated funding position in this statement at 31 March 2016 is based on market movements since 31 March 2013 rather than being a full valuation with updated member data.

2013 valuation results

The results of the actuarial valuation of the Fund as at 31 March 2013 were as follows.

- The funding level was calculated to be 82% i.e. the value of the accumulated assets represented 82% of the value of the accrued liabilities of Fund as at the valuation date.
- The common contribution rate was set at 19.5% of payroll assuming the funding level was to be restored over a 17 year period. This is the average contribution rate required from employers to restore the funding level to 100% over the next 17 years.
- Each employing body pays contributions to reflect its own particular circumstances and funding position within the Fund. The required contribution is a percentage of payroll which is intended to cover the cost of new benefits plus a further amount (typically expressed as an annual lump sum payment) to pay for the employer's share of the deficit.

Details of each employer's contribution rate are contained in the Rates and Adjustment Certificate in the triennial valuation report. (The full report is available from www.buckscc.gov.uk/pensions)

Assumptions

The key assumptions used at whole Fund level to value the benefits at 31 March 2013 and used in providing this estimate at 31 March 2016 are summarised below:

Assumption	31 March 2013	31 March 2016
Discount rate	6.0% p.a.	5.7% p.a.
Pension increases	2.7% p.a.	2.4% p.a.
Salary increases	2.7% p.a. until 31 March 2015 and 4.5% p.a. thereafter	4.2% p.a.
Mortality	90% of S1PA tables with future improvements in line with the CMI 2012 Model with a long-term rate of improvement of 1.5% p.a.	
Retirement	Each member retires at a single age, weighted based on when each part of their pension is payable unreduced	
Commutation	Members will convert 50% of the maximum possible amount of pension into cash	

Please note that the assumptions as at 31 March 2016 are calculated using a method consistent with the 2013 triennial valuation and are merely an estimate. The 2016 triennial valuation is currently underway and as a result the actual assumptions adopted as at 31 March 2016 are likely to be different.

Based on this method the effect of the change in the assumptions over the year is discussed in the final section.

Assets

The assumptions used to value the liabilities are smoothed based on market conditions around the valuation date, therefore the smoothed asset values are also measured in a consistent manner although the difference between the smoothed and market values at either date was not significant.


At 31 March 2013, the smoothed value of the assets used was £1,769m and this has increased over the period to an estimated £2,171m.

Updated position since the 2013 valuation

Since March 2013, the assets have achieved an estimated return of approximately 22.7%, which is slightly higher than expected at the 2013 valuation and so has improved the position to around 85% compared to 82% at the 2013 valuation. The value placed on the liabilities will have increased due to the accrual of new benefits however this increase is likely to have been reduced by the increase in the real discount rate underlying the valuation funding model.

Again this change in funding level is an estimate and consistent with the methods and assumptions adopted at the 2013 valuation which will be reviewed at the 2016 valuation and so the actual reported funding level may be different.

The next formal triennial valuation will be carried out as at 31 March 2016 with new contribution rates set from 1 April 2017.



Graeme Muir FFA
Partner, Barnett Waddingham LLP

Statement of Responsibilities for the Statement of Accounts

The Council's Responsibilities

The Council is required to:

- make arrangements for the proper administration of its financial affairs and to ensure that one of its officers has the responsibility for the administration of those affairs. In this Council, that officer is the Director of Assurance;
- manage its affairs to secure economic, efficient and effective use of resources and safeguard its assets;
- approve the Statement of Accounts, delegated to the Regulatory and Audit Committee.

The Director of Assurance Responsibilities

The Director of Assurance is responsible for the preparation of the Council's Statement of Accounts in accordance with proper practices as set out in the Chartered Institute of Public Finance and Accountancy (CIPFA) Code of Practice on Local Authority Accounting in the United Kingdom 2016 (the Code).

In preparing this Statement of Accounts, the Director of Assurance has:

- selected suitable accounting policies and then applied them consistently;
- made judgements and estimates that were reasonable and prudent;
- complied with the Code;
- kept proper accounting records which were up to date;
- taken reasonable steps for the prevention and detection of fraud and other irregularities

Certificate of the Director of Assurance

I certify that this Statement of Accounts for the year ended 31 March 2016 gives a true and fair view of the financial position of the Council as at 31 March 2016 and its income and expenditure for the year ended 31 March 2016.



Richard Ambrose
Director of Assurance
Buckinghamshire County Council
25 May 2016

Independent Auditor's Statement to the Members of Buckinghamshire County Council on the Pension Fund Financial Statements included in the Pension Fund Annual Report

To be supplied by Grant Thornton for 2016

Grant Thornton UK LLP

Chartered Accountants
Grant Thornton House
Melton Street
Euston Square
London
NW1 2EP

XX July 2016

Pension Fund Accounts

Description of the Fund

Buckinghamshire County Council Pension Fund (the Fund) is part of the Local Government Pension Scheme and is administered by Buckinghamshire County Council. Organisations participating in the Fund include the County Council, Milton Keynes Council, the district and parish Councils of Buckinghamshire, Thames Valley Police, Buckinghamshire Fire and Rescue Service, and other scheduled and admitted bodies. These are listed in Note 21 to these Financial Statements. Teachers, fire fighters and police officers, for whom separate pension schemes apply, are excluded from the Pension Fund.

The purpose of the Pension Fund is to provide defined benefits for employees and their widows, widowers and children, based on pay and past service. From 1 April 2014, the scheme became a career average scheme, whereby members accrue benefits based on their pensionable pay in that year at an accrual rate of 1/49th. Employee contribution bands range from 5.5% to 12.5% of pensionable pay for the year ending 31 March 2016. In April 2014 a 50/50 option was introduced which means members can pay half their contribution rate and build up half the pension benefit whilst retaining full value of other scheme benefits such as death in service lump sum and ill health cover. Accrued pension is revised annually in line with the Consumer Prices Index. Prior to 1 April 2014, pension benefits under the LGPS were based on final pensionable pay and length of pensionable service. More details of benefits provided under the scheme are available on the Council's pension website.

<http://www.buckscc.gov.uk/about-your-council/local-government-pension-fund/scheme-members/>

As part of the budget statement in July 2015, the Chancellor announced the Government's intention to work with LGPS administering authorities to develop proposals for the pooling of investments to significantly reduce costs, while maintaining overall investment performance. As a result of the announcement, the Buckinghamshire Fund submitted an initial proposal as part of the Brunel Pension Partnership with the South West Pension Funds and Oxfordshire Pension Fund in February 2016. Further work is ongoing to develop the submission. A Shadow Operations Group (SOG) has been established, the primary purpose of the SOG is to develop the final proposal for the Brunel Pension Partnership. Its role includes defining and arranging delivery of any further work required to enable the implementation of the Brunel Collective Asset Pool (the "Brunel CAP"). A Shadow Oversight Board (SOB) has been established, the primary purpose of the SOB is to support fund officers to develop the final proposal for the Brunel Pension Partnership. Its role includes in particular monitoring, scrutinising and overseeing the SOG as it seeks to develop the final proposal.

Membership of the Fund

The following summarises the membership of the Fund:

31 March 2015	Membership of the Fund	31 March 2016
25,112	Contributors	24,552
15,900	Pensioners	16,728
21,791	Deferred pensioners	24,362
62,803	Total Membership of the Fund	65,642

Pension Fund Accounts

Pension Fund Account for the Year Ended 31 March 2016

The Pension Fund Accounts contain two core statements, the Pension Fund Account and the Net Assets Statement. Each of the statements is accompanied by supplementary notes providing additional detail to the figures presented.

31 March 2015 £000	Pension Fund Account	Note	31 March 2016 £000
	Dealings with Members, Employers and Others directly Involved in the Fund		
	Income		
107,376	Contributions	3	114,867
4,238	Transfers in from other pension funds	4	5,822
107	Other income		118
111,721			120,807
	Benefits	5	
(75,543)	Pensions		(78,605)
(20,542)	Commutation of pensions and lump sums		(22,302)
	Payments to and on Account of Leavers	6	
172	Refunds of contributions		(345)
(5,708)	Transfers out to other pension funds		(3,033)
(101,621)			(104,285)
10,100	Net Additions from Dealings with Members		16,522
(15,619)	Management expenses	7	(15,807)
	Returns on Investments		
34,769	Investment income	8	43,057
236,012	Profits and losses on disposal of investments and changes in value of investments	9	(27,018)
(1,310)	Taxes on income	16	(1,259)
269,471	Net Returns on Investments		14,780
263,952	Net Increase/(Decrease) in the Net Assets Available for Benefits During the Year		15,495
1,941,806	Net Assets of the Fund Available to Fund Benefits at 1 April		2,205,758
2,205,758	Net Assets of the Fund Available to Fund Benefits at 31 March		2,221,253

Pension Fund Accounts

Net Assets Statement

31 March 2015 £000	Net Assets Statement	Note	31 March 2016 £000
	Investments		
	Fixed interest securities		
23,432	▪ Public sector		32,425
194,261	▪ Other		187,358
683,237	Equities - quoted		647,352
87,050	Index-linked securities		88,460
983,239	Pooled investment vehicles		995,693
160,074	Unit trusts - property		186,330
50,197	Cash deposits		69,072
606	Derivative contracts		(298)
6,453	Dividend income receivable		7,157
2,188,549	Net Investments	11	2,213,549
-	Borrowings - sterling		-
22,355	Current assets	15	12,468
(5,146)	Current liabilities	15	(4,764)
2,205,758	Net Assets of the Fund Available to Fund Benefits at 31 March		2,221,253

1. Basis of Preparation

The accounts summarise the fund's transactions for the 2015/16 financial year and its position at year end as at 31 March 2016. The accounts have been prepared in accordance with the Code of Practice on Local Authority Accounting (the Code), which is based on International Financial Reporting Standards (IFRS), as amended for the UK public sector.

The accounts summarise the transactions of the Fund and report on the net assets available to pay pension benefits. The accounts do not take account of obligations to pay pensions and benefits which fall due after the end of the financial year. The actuarial present value of promised retirement benefits is disclosed at Note 18 of these accounts.

The Pension Fund is administered by Buckinghamshire County Council, but the Fund balances are not included in Buckinghamshire County Council's Consolidated Balance Sheet.

2. Accounting Policies and Critical Judgements in Applying Accounting Policies

Accounting Policies

Accruals of Income and Expenditure

The financial statements are prepared on an accruals basis, unless otherwise stated. That is, income and expenditure are recognised as they are earned or incurred, not as they are received or paid.

Contributions, benefits and investment income are included on an accruals basis. All settlements for buying and selling investments are accrued on the day of trading. Interest on deposits is accrued if not received by the end of the financial year. Investment management expenses are accounted for on an accruals basis. Administrative expenses are accounted for on an accruals basis, staff costs are paid by Buckinghamshire County Council then recharged to the Pension Fund at the year end. Where income and expenditure has been recognised but cash has not been received or paid, a debtor or creditor for the relevant amount is recorded in the Net Assets Statement. Some additional payments are made to beneficiaries on behalf of certain employers. These payments are

Pension Fund Accounts

subsequently reimbursed by those employers. The figures contained in the accounts are shown exclusive of both payments and reimbursements.

Employers' augmentation contributions and pension strain contributions are accounted for in the period in which the liability arises. Individual transfers in / out are accounted for when received / paid, which is normally when the member liability is accepted or discharged.

Investment Income

Interest income is recognised in the fund account as it accrues, using the effective interest rate of the financial instrument as at the date of acquisition or origination. Dividend income is recognised on the date the shares are quoted ex-dividend. Any amount not received by the end of the reporting period is disclosed in the net assets statement as dividend income receivable. Changes in the net market value of investments are recognised as income and comprise all realised and unrealised profits / losses during the year.

Benefits Payable

Pensions and lump sum benefits payable include all amounts known to be due as at the end of the financial year. Any amounts due but unpaid are disclosed in the net assets statement as current liabilities.

Management Expenses

All management expenses are accounted for on an accruals basis. Fees of the external investment managers and custodian are agreed in the respective mandates governing their appointments. These are based on the market value of the investments under their management and therefore increase or reduce as the value of these investments change.

In addition, the Fund has negotiated with the following managers that an element of their fee be performance related:

- Global Thematic Partners – global equities
- Investec Asset Management – global equities
- Mirabaud – UK equities
- Royal London Asset Management – bonds
- Schroders – global equities
- Standard Life – UK equities

Financial Instruments

Financial Instruments that are “held for trading” are classified as financial assets and liabilities at fair value through profit or loss when the financial instrument is:

- Acquired or incurred principally for the purpose of selling or repurchasing it in the near term, or
- Part of a portfolio of identified financial instruments that are managed together and for which there is evidence of a recent actual pattern of short-term profit taking, or
- A derivative.

Financial assets and liabilities at fair value through profit or loss are initially recognised at fair value excluding transaction costs and carried at fair value without any deduction for transaction costs that would be incurred on sale or disposal.

Financial instruments have been classified as Loans and Receivables when they have fixed or determinable payments and are not quoted in an active market. Loans and receivables are initially recognised at Fair Value and carried at historic cost as they are all short term.

The value of market quoted investments is determined by the bid market price ruling on the final day of the accounting period. Fixed interest securities are recorded at net market value based on their current yields. Pooled investments in property funds, equity funds, fixed interest funds, private equity funds and hedge fund of funds are valued by the fund manager in accordance with industry guidelines.

Pension Fund Accounts

Foreign Currency Transactions

Foreign currency transactions are translated into sterling at the exchange rate ruling at the date of transaction. End of year spot market exchange rates are used to value cash balances held in foreign currency bank accounts, market values of overseas investments and purchases and sales outstanding at the end of the reporting period.

Derivatives

The Fund uses derivative financial instruments to manage its exposure to certain risks arising from its investment activities. The Fund does not hold derivatives for speculative purposes. Currently the Fund only holds forward currency contracts. The future value of the forward currency contracts is based on market forward exchange rates at the year end date and determined as the gain or loss that would arise if the outstanding contract were matched at the year end with an equal and opposite contract.

Cash and Cash Equivalents

Cash comprises cash in hand and demand deposits. Cash equivalents are short term, highly liquid investments that are readily convertible to known amounts of cash and that are subject to minimal risk of changes in value.

Contingent Assets and Liabilities

Contingent liabilities are disclosed by way of a note when there is a possible obligation which may require a payment or a transfer of economic benefits. The timing of the economic transfer and the level of certainty attaching to the event are such that it would be inappropriate to make a provision.

Contingent assets are disclosed by way of a note where inflow or a receipt or an economic benefit is possible and whose existence will be confirmed only by the occurrence or non-occurrence of one or more future events not wholly within the control of the Pension Fund.

Critical Judgements in Applying Accounting Policies

Unquoted private equity investments

It is important to recognise the highly subjective nature of determining the fair value of private equity investments. They are inherently based on forward looking estimates and judgements involving many factors. Private equities are valued by the investment managers using guidelines set out by the British Venture Capital Association.

Pension Fund Liability

The Fund liability is calculated every three years by the appointed actuary, with annual updates in the intervening years. The last such valuation took place as at 31 March 2013. The next valuation will take place as at 31 March 2016. The methodology used is in line with accepted guidelines and in accordance with IAS19.

Events After The Reporting Date

Since 31 March 2016, there has been some volatility in the financial markets, there would be an impact on the market value of the fund's investments were they to be valued as at the date these accounts were authorised. These changes are deemed to be non-adjusting post balance sheet events. There have been no events since 31 March 2016, and up to the date when these accounts were authorised, which require any adjustments to these accounts.

Pension Fund Accounts

3. Contributions

Contributions relating to wages and salaries paid up to 31 March 2016 have been included in these accounts.

2014/15 £000	Contributions	2015/16 £000
	Employers	
24,669	Administering authority	25,997
48,931	Scheduled bodies	49,236
6,390	Admitted bodies	11,026
	Employers' Augmentation Costs	
-	- Administering authority	-
-	- Scheduled bodies	400
-	- Admitted bodies	-
	Members	
7,004	Administering authority	7,199
18,153	Scheduled bodies	18,098
2,229	Admitted bodies	2,911
107,376	Total Contributions	114,867

4. Transfer Values

2014/15 £000	Transfers in from other pension funds	2015/16 £000
-	- Group transfers	-
4,238	Individual transfers	5,822
4,238	Total Transfers in from other pension funds	5,822

The individual transfer values relate to transfers, which have been received during the financial year i.e. included on a cash basis. On 31 March 2016 there were no outstanding transfer values receivable greater than £50k (no outstanding transfer values receivable on 31 March 2015).

On 31 March 2016 there were 3 group transfers to the Fund being negotiated with other Funds (5 on the 31 March 2015), the value of the transfers to the Fund is being negotiated between the Funds' actuaries. The income due to the Fund for the 3 transfers has not been accrued since negotiations are at too early a stage for an estimate of the value to be available.

Pension Fund Accounts

5. Benefits

Benefits include all valid benefit claims notified during the financial year.

2014/15 £000	Benefits	2015/16 £000
	Pensions	
29,791	Administering authority	30,610
40,212	Scheduled bodies	42,010
5,540	Admitted bodies	5,985
18,625	Commutations of pensions and lump sum retirement benefits	20,411
1,917	Lump sum death benefits	1,891
96,085	Total Benefits	100,907

6. Payments to and on Account of Leavers

2014/15 £000	Payments to and on Account of Leavers	2015/16 £000
87	Refunds to members leaving service	236
(259)	Payments for members joining the state scheme	109
1,900	Group transfers to other pension funds	267
3,808	Individual transfers to other pension funds	2,766
5,536	Total Payments to and on Account of Leavers	3,378

The individual transfer values relate to transfers, which have been paid during the financial year i.e. included on a cash basis. On 31 March 2016 there were 5 outstanding individual transfer values payable greater than £50k, for which £513k had not been paid. On 31 March 2015 there were 6 outstanding individual transfer values payable greater than £50k, for which £637k had not been paid.

On 31 March 2016 there were 2 group transfers from the Fund being negotiated with other Funds (2 on the 31 March 2015); the value of the transfers from the Fund is being negotiated between the Funds' actuaries. The expenditure in respect of 2 of the transfers has not been accrued since negotiations are at too early a stage for an estimate of the value to be available. There was an adjustment of £31k following final valuation for the Group Transfer of the Probation Service to the Greater Manchester Pension Fund.

7. Management Expenses

2014/15 £000	Management Expenses	2015/16 £000
1,105	Administrative costs	1,382
13,955	Investment management expenses	13,900
559	Oversight and governance costs	525
15,619	Total Management Expenses	15,807

The analysis of the cost of managing the Pension Fund during the period has been prepared in accordance with CIPFA guidance. Management expenses have been categorised as administrative costs, investment management expenses and oversight / governance costs. Management fees for pooled funds and transaction costs have been

Pension Fund Accounts

included in the investment management expenses. The administrative costs include £25k fees for the Audit Plan for the year ended 31 March 2016 (£25k for the year ended 31 March 2015).

The investment management expenses include £2.038m (£1.281m in the 2014/15 financial year) in respect of performance related fees payable to the fund's investment managers. It also includes £1.601m in respect of transaction costs (£1.554m in the 2014/15 financial year).

8. Investment Income

2014/15 £000	Investment Income	2015/16 £000
9,392	Interest from fixed interest securities	10,349
19,505	Dividends from equities	20,305
808	Income from index-linked securities	692
69	Interest on cash deposits	32
6,443	Income from property unit trusts	6,564
(1,418)	Other	5,115
34,769	Total Investment Income	43,057

9. Investments

All investments are valued on a fair value basis and where there is an active market the bid price is the appropriate quoted market price. The investment accounting information is provided by BNY Mellon, the Fund's custodian bank.

Investments (All values are shown £000)	Value at 31 March 2015 £000	Reclass- ification of Assets £000	Purchases at Cost £000	Sales Proceeds £000	Realised Profit / (Loss) £000	Unrealised Profit / (Loss) £000	Value at 31 March 2016 £000
Fixed interest securities	217,693	-	86,476	(76,217)	2,744	(10,913)	219,783
Equities - quoted	683,237	-	527,655	(518,742)	17,421	(62,218)	647,353
Index-linked securities	87,050	-	449,030	(448,114)	1,914	(1,420)	88,460
Pooled investment vehicles	983,239	-	73,015	(72,750)	6,835	5,353	995,692
Unit Trusts - property funds	160,074	-	53,492	(40,326)	(872)	13,962	186,330
Derivative contracts	606	-	2,868	(3,287)	419	(904)	(298)
Cash deposits	50,197	-	-	18,214	-	661	69,072
	2,182,096	-	1,192,536	(1,141,222)	28,461	(55,479)	2,206,392
Investment income due	6,453						7,157
	2,188,549						2,213,549

Pension Fund Accounts

Investments (All values are shown £000)	Value at 31 March 2014 £000	Reclassification of Assets £000	Purchases at Cost £000	Sales Proceeds £000	Realised Profit / (Loss) £000	Unrealised Profit / (Loss) £000	Value at 31 March 2015 £000
Fixed interest securities	124,547	-	147,449	(72,217)	1,164	16,750	217,693
Equities - quoted	715,872	-	438,124	(536,273)	72,446	(6,932)	683,237
Index-linked securities	48,560	-	471,987	(443,186)	7,508	2,181	87,050
Pooled investment vehicles	846,696	-	233,820	(221,620)	62,409	61,934	983,239
Unit Trusts - property funds	146,290	-	16,483	(18,871)	(3,002)	19,174	160,074
Derivative contracts	145	-	2,206	(3,659)	1,453	461	606
Cash deposits	31,956	-	-	17,775	-	466	50,197
	1,914,066	-	1,310,069	(1,278,051)	141,978	94,034	2,182,096
Investment income due	5,003						6,453
	1,919,069						2,188,549

Pooled investment vehicles are funds where the Pension Fund is not the named owner of specific investments such as shares or bonds, but owns a proportion of a pooled fund. The Code requires that pooled investments are analysed between unit trusts, unitised insurance policies and other managed funds. The pooled investment vehicles in the tables above are other managed funds. These funds include the following types of investments:

- Equities
- Fixed interest securities
- Index linked securities
- Hedge fund of funds
- Diversified Growth Funds
- Private equity fund of funds

The change in the fair value of investments during the year comprises all increases and decreases in the fair value of investments held at any time during the year, including profits and losses realised on sales of investments during the year. The Fund's investments in derivatives are not material and therefore further disclosures are not included in the accounts. Indirect costs are incurred through the bid-offer spread on investments within pooled investments.

The Fund does not participate directly in a stock lending programme.

On 31 March 2016 assets which exceed 5% of the total value of the net assets of the Fund are a £138.7m investment in Legal & General's All Stocks Index-Linked Gilt Fund (£136.3m as at 31 March 2015) and a £134.9m investment in Legal & General's Europe (ex UK) Equity Index Fund (£140.9m as at 31 March 2015).

IFRS accounting requires that the Fund discloses information on fair value hedges, cash flow hedges and hedges of net investments in foreign operations. The Fund has exposure to hedges through its investments in a hedge fund of funds pooled investment vehicle, and so the hedge disclosure is not applicable to this type of investment.

Pension Fund Accounts

10. Investment Management Arrangements

The value of the Fund with the fund managers as at 31 March 2016 was £2,168m (£2,169m at 31 March 2015). Fund manager fees have been calculated according to the specific mandate and the associated contract agreement as shown in the following table:

Fund Manager	Mandate	Negotiated Fee Basis	Proportion of Fund 31 March 2015	Proportion of Fund 31 March 2016
Aviva Investors	Property	Percentage of fund	8%	9%
BlackRock	Cash / inflation plus	Percentage of fund	4%	4%
Blackstone Alternative Asset Management	Hedge fund of funds	Percentage of fund	4%	4%
Global Thematic Partners	Less constrained global equities	Performance related fee	7%	6%
Investec Asset Management	Less constrained global equities	Performance related fee	8%	8%
Legal & General Investment Management	Passive index-tracker	Percentage of fund	28%	27%
Mirabaud Investment Management Limited	UK equities	Performance related fee	6%	5%
Pantheon Private Equity	Private equity	Percentage of Funds Committed & Incentive Fee	6%	6%
Partners Group	Private equity	Percentage of fund	2%	2%
Royal London Asset Management	Core plus bonds	Performance related fee	15%	15%
Schroders	Less constrained UK equities	Performance related fee	7%	7%
Standard Life Investments	Less constrained UK equities	Performance related fee	5%	5%

Pension Fund Accounts

11. Analysis of the Value of Investments

31 March 2015 £000	Analysis of the Value of Investments	31 March 2016 £000
	Fixed Interest Securities	
21,060	UK public sector	30,092
2,372	Overseas public sector	2,333
194,261	UK other	187,358
-	Overseas other	-
217,693	Total Fixed Interest Securities	219,783
	Equities	
230,586	UK quoted	201,877
452,651	Overseas quoted	445,475
683,237	Total Equities	647,352
	Other	
87,050	Index-linked securities public sector	88,460
-	Index-linked securities other	-
983,239	Pooled Investment vehicles	995,693
160,074	Unit Trusts - property funds	186,330
6,453	Investment income due	7,157
606	Derivatives	(298)
50,197	Cash deposits - sterling and foreign cash	69,072
1,287,619	Total Other	1,346,414
2,188,549	Total Value of Investments	2,213,549

Pension Fund Accounts

12. Financial Instruments

The Net Assets of the Fund disclosed in the Net Assets Statement are made up of the following categories of financial instruments:

31 March 2015			31 March 2016		
Fair value through profit and loss £000	Loans And Receivables £000	Financial Liabilities At amortised cost £000	Fair value through profit and loss £000	Loans And Receivables £000	Financial Liabilities At amortised cost £000
Financial Assets					
217,693	-	-	219,783	-	-
683,237	-	-	647,352	-	-
87,050	-	-	88,460	-	-
983,239	-	-	995,693	-	-
160,074	-	-	186,330	-	-
606	-	-	-	-	-
6,453	-	-	7,157	-	-
-	50,197	-	-	69,072	-
-	14,271	-	-	4,158	-
2,138,352	64,468	-	2,144,775	73,230	-
Financial Liabilities					
-	-	-	(298)	-	-
-	-	-	-	-	-
-	-	(4,333)	-	-	(3,952)
-	-	(4,333)	-	-	(3,952)
2,138,352	64,468	(4,333)	2,144,477	73,230	(3,952)

The net gains and losses on financial instruments are shown in the table below.

31 March 2015 £000		31 March 2016 £000	
Financial Assets			
266,037	Fair value through profit and loss	13,525	
1,881	Loans and receivables	1,255	
-	Financial liabilities measured at amortised cost	-	
Financial Liabilities			
-	Fair value through profit and loss	-	
(682)	Loans and receivables	381	
-	Financial liabilities measured at amortised cost	-	
267,236	Total	15,161	

The code requires that for each class of financial assets and financial liabilities an authority shall disclose the fair value of that class of assets and liabilities in a way that permits it to be compared with its carrying amount. As all investments are disclosed at fair value, carrying value and fair value are therefore the same.

Pension Fund Accounts

Valuation of Financial Instruments Carried at Fair Value

The valuation of financial instruments has been classified into three levels, according to the quality and reliability of information used to determine fair values.

Level 1: Financial instruments where the fair values are derived from unadjusted quoted prices in active markets for identical assets or liabilities, quoted equities are classified as level 1. Listed investments are shown at bid prices. The bid value of the investment is based on the bid market quotation of the relevant stock exchange.

Level 2: Financial instruments where quoted market prices are not available; for example, where an instrument is traded in a market that is not considered to be active, or where valuation techniques are used to determine fair value and where these techniques use inputs that are based significantly on observable market data, e.g. fixed interest securities.

Level 3: Financial instruments at level 3 are those where at least one input that could have a significant effect on the instrument's valuation is not based on observable market data. Such instruments would include unquoted equity investments and hedge fund of funds, which are valued using various valuation techniques that require significant judgement in determining appropriate assumptions. The values of the investment in private equity are based on valuations provided by the general partners to the private equity fund of funds in which the Fund has invested. These valuations are prepared in accordance with the International Private Equity and Venture Capital Valuation Guidelines, which follow the valuation principles of IFRS. Valuations are audited annually as at 31 December, and the valuations as at 31 March reflect cash flow transactions since 31 December.

The values of the hedge fund of funds are based on the net asset value provided by the fund manager. Assurances over the valuation are gained from the independent audit of the value.

The following table analyses financial instruments, measured at fair value at the end of the reporting period, by the level in the fair value hierarchy into which the fair value measurement is categorised:

Value at 31 March 2016	Quoted	Using	With	Total
	Market Price	Observable Inputs	Significant Unobservable Outputs	
	Level 1 £000	Level 2 £000	Level 3 £000	£000
Fixed interest securities	-	219,783	-	219,783
UK equities - quoted	201,877	-	-	201,877
Overseas equities - quoted	445,475	-	-	445,475
Index-linked securities	-	88,460	-	88,460
Pooled investment vehicles	612,221	-	383,472	995,693
Property – unit trusts	-	186,330	-	186,330
Derivatives	-	(298)	-	(298)
Dividend income receivable	-	7,157	-	7,157
Cash deposits	-	69,072	-	69,072
Borrowings	-	-	-	-
Current assets	-	12,468	-	12,468
Current liabilities	-	(4,764)	-	(4,764)
Total	1,259,573	578,208	383,472	2,221,253

Pension Fund Accounts

Restated Value at 31 March 2015	Quoted	Using	With	Total
	Market Price	Observable Inputs	Significant Unobservable Outputs	
	Level 1	Level 2	Level 3	
	£000	£000	£000	£000
Fixed interest securities	-	217,693	-	217,693
UK equities - quoted	230,586	-	-	230,586
Overseas equities - quoted	452,651	-	-	452,651
Index-linked securities	-	87,050	-	87,050
Pooled investment vehicles	627,373	-	355,866	983,239
Property – unit trusts	-	160,074	-	160,074
Derivatives	-	606	-	606
Dividend income receivable	-	6,453	-	6,453
Cash deposits	-	50,197	-	50,197
Borrowings	-	-	-	-
Current assets	-	14,271	-	14,271
Current liabilities	-	(4,333)	-	(4,333)
Total	1,310,610	532,011	355,866	2,198,487

The analysis of the fair value hierarchy disclosures have been restated in accordance with the introduction of IFRS 13 for 2015/16 which adds greater clarity around how the fair value disclosures should be presented.

Pooled investment vehicle investments relating to the Legal & General indexed equity and bond funds and Royal London Asset Management Sterling EX Y BD-Z fund have been reclassified from Level 3 to Level 1. The basis for this is that the LGIM investment and RLAM holding both have quoted prices so should be Level 1 even though the underlying assets that they invest in are Level 3.

Property unit trust investments relating to the Aviva investment portfolio have been reclassified from Level 3 to Level 2 since there is available market data.

Dividend income receivable, cash deposits, current assets and current liabilities have been reclassified from Level 1 to Level 2.

Pension Fund Accounts

Original Value at 31 March 2015	Quoted	Using	With	Total
	Market Price	Observable Inputs	Significant Unobservable Outputs	
	Level 1	Level 2	Level 3	
	£000	£000	£000	£000
Fixed interest securities	-	217,693	-	217,693
UK equities - quoted	230,586	-	-	230,586
Overseas equities - quoted	452,651	-	-	452,651
Index-linked securities	-	87,050	-	87,050
Pooled investment vehicles	-	-	983,239	983,239
Property – unit trusts	-	-	160,074	160,074
Derivatives	-	606	-	606
Dividend income receivable	6,453	-	-	6,453
Cash deposits	50,197	-	-	50,197
Borrowings	-	-	-	-
Current assets	14,271	-	-	14,271
Current liabilities	(4,333)	-	-	(4,333)
Total	749,825	305,349	1,143,313	2,198,487

The Fund's fund managers provided the following commentary on the valuation methods they use:

Blackstone – Fund of Hedge Funds

Blackstone's direct securities and derivative investments made through Blackstone's fund of hedge fund vehicles, such as Securities, Options, Futures are valued using prices quoted on the relevant exchanges. Forward currency contracts are valued at the current forward market prices obtained from brokers. Total return swaps are valued using the last reported public closing price of the underlying index.

Partners Group – Private Equity

Partners Group performs independent valuations of its underlying investments through a fair market valuation process, which is in accordance with International Financial Reporting Standards (IFRS) and United States Generally Accepted Accounting Principles (US GAAP).

Partners Group gathers the valuation-relevant information by systematically screening a broad set of sources for valuation-relevant information about portfolio companies which are held directly or indirectly by Partners Group's programs and mandates. This includes information supplied by the firm's due diligence and monitoring professionals, underlying fund managers and information published in industry journals and/or other publications.

LGIM – Passive Tracker Fund

The method used to value units is the same at every valuation date throughout the year. All holdings of the appropriate Pooled Fund Sections are valued at the close of business valuation point using a recognised pricing service. These values are then adjusted to allow for outstanding dividends, tax payable or recoverable and any relevant expenses (this creates the "Mid Value").

Aviva – Property Fund

Aviva rely on the NAV provided by each fund manager, computed in accordance with appropriate local standards, incorporating independent valuations conducted from suitably qualified external providers. These external NAVs are subject to review by Aviva Investors Real Estate Multi Manager (REMM) team.

Pension Fund Accounts

They also employ an independent external accountant, Langham Hall, to undertake analysis of each fund's NAV when reported, in addition to that undertaken by the REMM team.

Wherever possible, and through the use of side letters if necessary, we seek to ensure consistency of reporting to an IFRS INREV NAV standard basis. Where this is not possible, managers are asked to provide the building blocks to create this analysis. They then work with Langham Hall, to reconcile back to the NAV provided in the fund's normal accounting standards.

Pantheon – Private Equity

Investments are valued using the most relevant of methods listed below:

- Cost/recent round of financing/price of recent investment where recent transactions may be the most reflective of fair value.
- Comparable Private Company Transactions used for companies with low enterprise value or low EBITDA which means it is not appropriate to use earnings multiples of similar publicly listed companies.
- Earnings/Earnings Multiples /Performance Multiples valuations involve applying a multiple, appropriate to the company being valued, to the earnings of a company. The valuation is described as a function of two variables, price and earnings (The most widely used of the valuation methodologies, especially for buyout or other businesses that have comparable characteristics to companies in the public markets).
- Underlying value of Net Assets.
- Discounted Cash flows (DCF) where there are predictable cash flows visible over a given time horizon.
- Industry Benchmarks are normally based on the assumption that investors are willing to pay for market share, and that profitability of the business in the does not vary greatly.
- Unrestricted Publicly traded securities are valued at the closing public market price on the valuation date.

These methods are consistently applied across all investment types.

BlackRock Institutional Jersey Dynamic Diversified Growth Fund

The above Fund is a sub-fund of the BlackRock Institutional Jersey Funds umbrella which reports under UK SORP and is not exchange-traded. The price is determined daily by the Funds Administrator and will be representative of the Fund's net asset value ("NAV") at each dealing point subject to any spreads applied, where appropriate. The Fund is not subject to any redemption notice periods and can be redeemed at each dealing point, currently on a daily basis.

13. Additional Financial Risk Management Disclosures

The Fund's primary long term risk is that the Fund's assets will fall short of its liabilities (i.e. promised benefits payable to members). Therefore the aim of investment risk management is to minimise the risk of an overall reduction in the value of the Fund and to maximise the opportunity for gains across the whole fund portfolio. The Fund achieves this through asset diversification to reduce exposure to market risk (price risk, currency risk and interest rate risk) and credit risk to an acceptable level. In addition, the Fund manages its liquidity risk to ensure that there is sufficient liquidity to meet the Fund's forecast cash flows. The Pension Fund Committee manages these investment risks as part of its overall Fund risk management programme.

Responsibility for the Fund's risk management strategy rests with the Pension Fund Committee. The Pension Fund Risk Assessment analyses the risks faced by the Council's pensions operations, it is reviewed regularly by the Pension Fund Committee to reflect changes in activity and in market conditions. The analysis below is designed to meet the disclosure requirements of IFRS 7.

Market Risk

Market risk represents the risk that the fair value of a financial instrument will fluctuate because of changes in market prices of equities, commodities, interest rates, foreign exchange rates and credit spreads. This could be as a result of changes in market price, interest rates or currencies. The objective of the Fund's Investment strategy is to manage and control market risk exposure within acceptable parameters, while optimising the return.

Pension Fund Accounts

In general excessive volatility in market risk is managed through diversification across asset class, investment manager, country, industry sector and individual securities. Each manager is expected to maintain a diversified portfolio within their allocation.

Market Price Risk

Market price risk represents the risk that the value of a financial instrument will fluctuate as a result of changes in market prices (other than those arising from interest rate risk or foreign exchange risk), whether those changes are caused by factors specific to the individual instrument or its issuer or factors affecting the market in general.

By diversifying investments across asset classes and managers, the Fund aims to reduce the exposure to price risk. Diversification of asset classes seeks to reduce correlation of price movements, whilst the appointment of specialist managers enables the Fund to gain from their investment expertise.

Market Price - Sensitivity Analysis

Whilst the value of the Fund's assets is sensitive to changes in market conditions and the Fund's assets are diversified across fund managers and asset classes to mitigate the risks. The Fund's liability to pay future benefits is equally sensitive, particularly to interest rate changes. The Fund's investment consultant undertakes triennial strategy reviews following the triennial actuarial valuation to ensure that the asset allocation of the Fund remains appropriate to expectations for its liabilities both in the short term and in the long term. The latest review, carried out in May 2014, showed that the overall risk factor (standard deviation) for the Fund could be reduced from 15.2% to 13.5% by decreasing the Fund's allocation to equities and increasing the allocation to bonds. In June 2014, the allocation to equities was decreased from 58% to 49% of the Fund and the allocation to bonds was increased from 15% to 25%. The next review is due in early 2017 following the triennial valuation, interim strategy reviews can be undertaken if required. Following analysis of historical data and expected investment return movement during the financial year, State Street GS Performance Services have determined that the following movements in market price risk are reasonably possible for the 2015/16 reporting period and if the market price of the Fund's investments does increase/decrease in line with the table below, the change in the market price of net assets available to pay benefits would be as follows.

Asset Type	31 March 2016 £000	Percentage Change %	Value on increase £000	Value on decrease £000
Fixed interest securities	219,783	6.01	232,992	206,574
UK equities – quoted	201,877	10.69	223,458	180,296
Overseas equities – quoted	445,475	10.51	492,294	398,656
Index-linked securities	88,460	7.45	95,050	81,870
Pooled investment vehicles	620,506	11.46	691,616	549,396
Property - unit trusts	186,330	2.67	191,305	181,355
Alternatives	375,187	2.61	384,979	365,395
Derivative contracts	(298)	2.61	(290)	(306)
Cash deposits	69,072	0.01	69,079	69,065
Investment income due	7,157	11.46	7,977	6,337
Total	2,213,549		2,388,460	2,038,638

Following analysis of historical data and expected investment return movement during the financial year, State Street GS Performance Services has determined that the following movements in market price risk are reasonably possible for the 2014/15 reporting period and if the market price of the Fund's investments had increased/decreased in line with the table below, the change in the market price of net assets available to pay benefits would have been as follows.

Pension Fund Accounts

Asset Type	31 March 2015 £000	Percentage Change %	Value on increase £000	Value on decrease £000
Fixed interest securities	217,693	5.79	230,297	205,089
UK equities – quoted	230,586	10.12	253,921	207,251
Overseas equities – quoted	452,651	9.80	497,011	408,291
Index-linked securities	87,050	8.45	94,406	79,694
Pooled investment vehicles	627,859	11.11	697,614	558,104
Property - unit trusts	160,074	3.02	164,908	155,240
Alternatives	355,380	2.64	364,762	345,998
Derivative contracts	606	2.64	622	590
Cash deposits	50,197	0.01	50,202	50,192
Investment income due	6,453	11.11	7,170	5,736
Total	2,188,549		2,360,913	2,016,185

Interest Rate Risk

Interest rate risk is the risk that the fair value or future cash flows of a financial instrument will fluctuate because of changes in market interest rates.

Interest Rate – Sensitivity Analysis

The Pension Fund recognises that interest rates vary and can impact income to the fund and the fair value of the assets. The sensitivity of the Fund's investments to changes in interest rates has been analysed by showing the impact of a 1% change in interest rates. This analysis assumes that all other variables, in particular foreign currency exchange rates, remain constant.

Asset Type	Value £000	Change for the year in net assets available to pay benefits	
		1% £000	-1% £000
As at 31 March 2016			
Cash deposits	69,072	-	-
Cash balances (not forming part of the investment assets)	2,732	-	-
Fixed interest securities	219,783	2,198	(2,198)
Total	291,587	2,198	(2,198)

Asset Type	Value £000	Change for the year in net assets available to pay benefits	
		1% £000	-1% £000
As at 31 March 2015			
Cash deposits	50,197	-	-
Cash balances (not forming part of the investment assets)	13,466	-	-
Fixed interest securities	217,693	2,177	(2,177)
Total	281,356	2,177	(2,177)

Pension Fund Accounts

A 1% increase in interest rates will reduce the fair value of the relevant net assets and vice versa.

Income Source	Value	Change for the year on income values	
		1%	-1%
As at 31 March 2016	£000	£000	£000
Cash deposits / cash and cash equivalents	32	3	(3)
Fixed interest securities	10,349	-	-
Total	10,381	3	(3)

Income Source	Value	Change for the year on income values	
		1%	-1%
As at 31 March 2015	£000	£000	£000
Cash deposits / cash and cash equivalents	69	7	(7)
Fixed interest securities	9,392	-	-
Total	9,461	7	(7)

Changes in interest rates do not impact on the value of cash / cash equivalent balances but they will affect the interest income received on those balances. Changes to both the fair value of assets and the income received from investments impact on the net assets available to pay benefits.

Currency Risk

Currency risk represents the risk that the fair value of financial instruments will fluctuate because of changes in foreign exchange rates. The Fund is exposed to currency risk on financial instruments that are denominated in any currency other than sterling. When sterling depreciates the sterling value of foreign currency denominated investments will rise and when sterling appreciates the sterling value of foreign currency denominated investments will fall. Over the long term the differences in currencies are likely to balance out and the Fund has chosen not to hedge its currencies, with the exception of the European element of the Aviva property mandate.

Currency Risk – Sensitivity Analysis

The sensitivity of the Fund's investments to changes in foreign currency rates have been analysed using a 6.39% movement in exchange rates in either direction for 31 March 2016. This analysis assumes that all variables, in particular interest rates, remain constant. State Street GS Performance Services provided data on currency risk for various currencies, based on the composition of the Fund's currency exposure a 6.39% fluctuation in the currency is considered reasonable. A 6.39% strengthening or weakening of Sterling against the various currencies at 31 March 2016 would have increased or decreased the net assets by the amount shown below.

Currency Exposure by Asset Type	31 March 2016	Value on increase	Value on decrease
	£000	£000	£000
		+6.39%	-6.39%
Fixed interest securities	-	-	-
Equities – quoted	416,302	442,904	389,700
Index-linked securities	-	-	-
Pooled investment vehicles	191,321	203,546	179,096
Property - unit trusts	7,927	8,434	7,420
Cash deposits	14,599	15,532	13,666
Total	630,149	670,416	589,882

Pension Fund Accounts

The sensitivity of the Fund's investments to changes in foreign currency rates have been analysed using a 6.11% movement in exchange rates in either direction for 31 March 2015. This analysis assumes that all variables, in particular interest rates, remain constant. State Street GS Performance Services provided data on currency risk for various currencies, based on the composition of the Fund's currency exposure a 6.11% fluctuation is considered reasonable. A 6.11% strengthening or weakening of Sterling against the various currencies at 31 March 2015 would have increased or decreased the net assets by the amount shown in the following table.

Currency Exposure by Asset Type	31 March 2015	Value on increase	Value on decrease
	£000	£000 +6.11%	£000 -6.11%
Fixed interest securities	-	-	-
Equities – quoted	435,060	461,642	408,478
Index-linked securities	5,749	6,100	5,398
Pooled investment vehicles	183,348	194,551	172,145
Property - unit trusts	7,802	8,279	7,325
Cash deposits	8,692	9,223	8,161
Total	640,651	679,795	601,507

One important point to note is that currency movements are not independent of each other. If sterling strengthened generally it may rise against all the above currencies producing losses across all the currencies.

Currency Exposure by Significant Currency

The Fund's most significant currency exposures are to US Dollars and EUROS, data on currency risk of 7.78% for the US Dollar and 6.77% for the EURO was provided by State Street GS Performance Services. Strengthening or weakening of Sterling against US Dollars and EUROS at 31 March 2016 would have increased or decreased the net assets by the amounts shown in the following table.

Asset Type	31 March 2016	Percentage Change	Value on increase	Value on decrease
	£000	%	£000	£000
US Dollars	391,472	7.78	421,929	361,015
EUROS	138,385	6.77	147,754	129,016
Total	529,857		569,683	490,031

Data on currency risk of 7.78% for the US Dollar and 6.15% for the EURO was provided by State Street GS Performance Services. Strengthening or weakening of Sterling against US Dollars and EUROS at 31 March 2015 would have increased or decreased the net assets by the amounts shown in the following table.

Asset Type	31 March 2015	Percentage Change	Value on increase	Value on decrease
	£000	%	£000	£000
US Dollars	385,577	7.78	415,575	355,579
EUROS	134,565	6.15	142,841	126,289
Total	520,142		558,416	481,868

Credit Risk

Credit risk represents the risk that the counterparty to a transaction or financial instrument will fail to discharge an obligation and cause the Fund to incur a financial loss. The market value of investments generally reflects an assessment of credit in their pricing and consequently the risk of loss is implicitly provided for in the carrying value of

Pension Fund Accounts

the Fund's financial assets and liabilities. In essence the Fund's entire investment portfolio is exposed to some sort of credit risk. The Fund is exposed to credit risk through its investment managers, custodian and its daily treasury management activities. Credit risk is minimised through the careful selection and monitoring of financial institutions and counterparties. Contractual credit risk is represented by the net payment or receipt that remains outstanding.

A source of credit risk is the cash balances held internally or by managers. The Pension Fund's bank account is held at Lloyds TSB, which holds an "A" long term credit rating. The management of the cash held in this account is managed by the Council's Treasury Management Team in line with the Council's Treasury Management Strategy which sets out the permitted counterparties and limits. The value of the Fund invested by the Treasury Management Team at 31 March 2016 was £2.709m in an instant access Lloyds TSB account. (On 31 March 2015 £9.067m was invested in an instant access Lloyds TSB account and £4.507m in an instant access Federated Short-Term Sterling Prime Fund, an AAA rated money market fund.) Cash held by investment managers is invested with the global custodian, BNY Mellon, in a diversified money market fund rated AAAm.

Liquidity Risk

Liquidity risk represents the risk that the Fund will not be able to meet its financial obligations as they fall due. The main liabilities of the Fund relate to the benefits payable which fall due over a long period of time. The investment strategy reflects this and sets out the strategic asset allocation of the Fund. Liquidity risk is mitigated by investing a proportion of the Fund in actively traded instruments in particular equities and fixed income investments. The Fund maintains a cash balance to meet operational requirements.

The Fund defines liquid assets as assets that can be converted to cash within three months. Illiquid assets are those assets which will take longer to convert into cash. The following table summarises the Fund's illiquid assets by fund manager.

31 March 2015		31 March 2016
£000		£000
169,885	Aviva	188,298
79,693	Blackstone	88,852
140,206	Pantheon Private Equity	145,916
46,203	Partners Group	44,650
487	Hg Capital	522
436,474		468,238

14. Related Parties

The Buckinghamshire County Council Pension Fund is administered by Buckinghamshire County Council and therefore there is a strong relationship between the Council and the Pension Fund.

The County Council was reimbursed £1.5m (£1.3m in the 2014/15 year) for administration costs incurred by the County Council on behalf of the Pension Fund. The County Council is also the single largest employer of members of the Pension Fund and contributed £33.2m to the Fund in 2015/16 (£31.7m in the 2014/15 year).

The Pension Fund's surplus cash held for day to day cash flow purposes is invested on the money markets by the treasury management function of Buckinghamshire County Council, through a service level agreement. During the year to 31 March 2016, the Fund had an average investment balance of £7.4m (£11.4m in the 2014/15 year), earning interest of £43k (£75k in the 2014/15 year).

There are no members (31 March 2015 two members) of the Pension Fund Committee who are active members of the Fund, one is a pensioner member (31 March 2015 no pensioner members) and there are no deferred members (31 March 2015 one deferred member). There are three employees who hold key positions in the financial

Pension Fund Accounts

management of the Fund who are active members. A proportion of their role is in respect of the Fund, the cost of that proportion of their work is lower than £50,000, the value required for further detailed disclosure. No exit package has been agreed during the year in respect of these officers.

Paragraph 3.9.4.3 of the Code exempts local authorities from the key management personnel disclosure requirements of IAS 24, on the basis that the disclosure requirements for officer remuneration and members' allowances detailed in section 3.4 of the Code (which are derived from the requirements of Regulation 7(2) – (4) of the Accounts and Audit (England) Regulations 2011) satisfy the key management personnel disclosure requirements of paragraph 16 of IAS 24. This applies in equal measure to the Buckinghamshire County Council Pension Fund.

15. Current Assets and Liabilities

31 March 2015 £000	Current Assets and Liabilities	31 March 2016 £000
	Current Assets	
8,084	Contributions due from employers 31 March	8,310
13,466	Cash balances (not forming part of the investment assets)	2,732
805	Other current assets	1,426
22,355	Total Current Assets	12,468
	Current Liabilities	
(640)	Management charges	(1,009)
(813)	HM Revenue and Customs	(812)
(485)	Unpaid benefits	(1,261)
(3,208)	Other current liabilities	(1,682)
(5,146)	Total Current Liabilities	(4,764)
17,209	Net Current Assets	7,704

31 March 2015 £000	Current Assets and Liabilities	31 March 2016 £000
	Current Assets	
2,365	Central government bodies	2,444
4,910	Other local authorities	4,954
6	NHS bodies	5
13,527	Public corporations and trading funds	2,842
1,547	All other bodies	2,223
22,355	Total Current Assets	12,468
	Current Liabilities	
(813)	Central government bodies	(814)
(1,907)	Other local authorities	(14)
-	NHS bodies	-
(1,774)	Public corporations and trading funds	(2,459)
(652)	All other bodies	(1,477)
(5,146)	Total Current Liabilities	(4,764)
17,209	Net Current Assets	7,704

Pension Fund Accounts

16. Taxes on Income

2014/15 £000	Taxes on Income	2015/16 £000
-	Withholding tax - fixed interest securities	-
1,310	Withholding tax - equities	1,259
1,310	Total Taxes on Income	1,259

The Fund retains the following taxation status:

- VAT input tax is recoverable on all fund activities by virtue of Buckinghamshire County Council being the administering authority.
- The fund is an exempt approved fund under the Finance Act 2004 and is therefore not liable to UK income tax or capital gains tax.
- Income earned from investments overseas in the United States and certain other countries is exempt from national taxation and therefore not subject to withholding tax.

17. Actuarial Position of the Fund

In accordance with the Local Government Pension Scheme (Administration) Regulations 2008 as amended, the Fund's actuary undertakes a funding valuation every three years for the purpose of setting employer contribution rates for the forthcoming triennial period. The last such valuation took place as at 31 March 2013. The next valuation will take place as at 31 March 2016.

The key elements of the funding policy are:

- Set employer contribution rates that will build up a fund of assets that will be sufficient to meet all future benefit payments from the Fund
- Build up the required assets in such a way that employer contribution rates are kept as low and stable as possible.

The Fund's Actuary, Barnett Waddingham LLP, undertook a valuation of the Fund as at 31 March 2013 in accordance with Regulation 36 of the Local Government Pension Scheme (Administration) Regulations 2008 as amended. On that date the market value of the assets held were £1,784m, sufficient to cover 82% of the accrued liabilities assessed on an ongoing basis. The funding policy is set to recover the deficit over seventeen years and the common rate of contribution for the period 1 April 2014 to 31 March 2017 is 19.5% of pensionable pay.

The results of the valuation are that the past service funding level of the Fund as a whole has increased from 79% to 82% between 31 March 2010 and 31 March 2013. The improvement of the funding position since the previous valuation is mainly due to good investment returns over the period but has been offset by a poorer outlook for the future based on market conditions compared to the valuation in 2010. At the same time, the contribution rate for the average employer, including payments to target full funding, has increased from 19% to 19.5% of pensionable salaries mainly due to an increase in the required deficit contributions as total pensionable payroll has reduced.

The main assumptions used in the valuation were:

Future assumed returns

- Investment return - equities 6.9% per annum
- Investment return - gilts 3.3% per annum
- Investment return - bonds 3.9% per annum
- Investment return - property 6.0% per annum
- Investment return – expense allowance 0.1% per annum

Pension Fund Accounts

Financial assumptions

- Discount rate 6.1% per annum
- Retail price index (RPI) 3.5% per annum
- Consumer price index (CPI) 2.7% per annum
- Pension and deferred pension increases 2.7% per annum
- Short term pay increases in line with CPI assumption for the two years to 31 March 2015
- Long term pay increases 4.5% per annum (RPI plus 1% per annum)

The most recent interim valuation took place as at 31 March 2016 which showed that the funding level had increased to 85% (31 March 2015 82%) and the average required employer contribution would be 20.4% of payroll (31 March 2015 25.2%) assuming the deficit is to be paid by 2030. The estimated funding position is based on market movements since 31 March 2013 rather than being a full valuation with updated member data.

18. Actuarial Present Value of Promised Retirement Benefits

International Financial Reporting Standards (IFRS) requires the disclosure of the actuarial present value of promised retirement benefits. The Fund's Actuary has prepared a report which rolls forward the value of the Employers' liabilities calculated for the Triennial valuation as at 31 March 2013. On an IAS 19 basis the Actuary estimates that the net liability as at 31 March 2016 is £1,440m (31 March 2015 £1,581m), but figures calculated on an IAS 19 basis are not relevant for calculations undertaken for funding purposes or for other statutory purposes undertaken under UK pensions legislation. The Fund accounts do not take account of liabilities to pay pensions and other benefits in the future.

For the Triennial Valuation the actuary asks the question – what is the value of the assets required based on existing investment strategy to be sufficient to meet future liabilities? For IAS 19 valuations, however, the actuary asks the question – how much would need to be borrowed on the corporate bond market to meet future liabilities?

The expected returns on the assets actually held will be different from borrowing costs, and so different amounts are required. This manifests itself in different discount rates being used in each type of valuation, and so different values are placed on the same liabilities.

31 March 2015		31 March 2016
£000		£000
3,750,269	Present value of funded obligation	3,653,503
(2,169,097)	Fair value of scheme assets	(2,213,549)
1,581,172	Net Liability	1,439,954

The Present Value of Funded Obligation consists of £3,508m (£3,581m at 31 March 2015) in respect of Vested Obligation and £145m (£169m at 31 March 2015) in respect of Non-Vested Obligation. Vested benefits are the benefits that employees have a right to receive even if they do not render services to the employer. In other words, the employees will receive their vested benefits even if they stop working for the employer. Thus, non-vested benefits are the benefits an employee can receive in the future if he or she continues providing services to the employer. The liabilities above are calculated on an IAS19 basis and therefore differ from the results of the triennial funding valuation (see Note 17) because IAS19 stipulates a discount rate rather than a rate that reflects market rates. The main assumptions used were:

Pension Fund Accounts

31 March 2015	31 March 2016
3.2% RPI increases	3.3%
2.4% CPI increases	2.4%
4.2% Salary increases	4.2%
2.4% Pension increases	2.4%
3.3% Discount rate	3.7%

These assumptions are set with reference to market conditions at 31 March. The Actuary's estimate of the duration of the Fund's liabilities is 19 years. The discount rate is the annualised yield at the 19 year point on the Merrill Lynch AA rated corporate bond yield curve which has been chosen to meet the requirements of IAS19 and with consideration of the duration of the Fund's liabilities. This is consistent with the approach used at the last accounting date.

The RPI increase assumption is set based on the difference between conventional gilt yields and index-linked gilt yields at the accounting date using data published by the Bank of England, specifically the 19 year point on the Bank of England market implied inflation curve. The RPI assumption is therefore 3.3% per annum. This is consistent with the approach used at the last accounting date.

As future pension increases are expected to be based on CPI rather than RPI, the Actuary has made a further assumption about CPI which is that it will be 0.9% below RPI i.e. 2.4%.

Salaries are then assumed to increase at 1.8% above CPI in addition to a promotional scale.

19. Contingent Liabilities and Contractual Commitments

Contractual commitments that the Fund has entered into by 31 March 2016 are:

Contractual Commitments	Amount Paid as at 31 March 2015 \$000	Amount Paid as at 31 March 2016 \$000	Total Contractual Commitment \$000
Pantheon Asia Fund V LP	21,425	22,688	25,000
Pantheon Asia Fund VI LP	19,035	25,521	47,000
Pantheon USA Fund VII Limited	18,318	19,274	21,250
Pantheon USA Fund VIII Feeder LP	55,575	61,200	75,000
Pantheon Global Secondary Fund IV Feeder LP	9,975	9,975	15,000
Partners Group Global Resources 2009, LP	27,237	27,527	35,000
	151,565	166,185	218,250
	€000	€000	€000
Pantheon Europe Fund V "A" LP	15,497	16,548	18,125
Pantheon Europe Fund VI LP	49,010	53,560	65,000
Partners Group Global Real Estate 2008 SICAR	22,996	22,989	25,000
Partners Group Global Infrastructure 2009 SICAR	20,087	21,520	25,000
	107,590	114,617	133,125

These contractual commitments relate to outstanding call payments due on unquoted limited partnership funds held in the private equity, resources, global real estate and infrastructure parts of the portfolio. The amounts "called" by

Pension Fund Accounts

the funds are irregular in both size and timing over several years from the date of each original commitment. The total contractual commitment at 31 March 2016 is the same as the total contractual commitment at 31 March 2015.

On 31 March 2016 there were 3 group transfers to the Fund being negotiated with other Funds (5 on the 31 March 2015), the value of the transfers to the Fund is being negotiated between the Funds' actuaries. The income due to the Fund for the 3 transfers has not been accrued since negotiations are at too early a stage for an estimate of the value to be available. On 31 March 2016 there were 2 group transfers from the Fund being negotiated with other Funds (2 on the 31 March 2015), the value of the transfers from the Fund is being negotiated between the Funds' actuaries. The expenditure in respect of 2 of the transfers has not been accrued since negotiations are at too early a stage for an estimate of the value to be available. There is an adjustment of £31k following final valuation for the Group Transfer of the Probation Service to the Greater Manchester Pension Fund.

20. Additional Voluntary Contributions (AVCs)

AVC providers secure additional benefits on a money purchase basis for those members electing to pay additional voluntary contributions. The AVC providers to the Fund are Prudential and Clerical Medical. Prudential invests in several funds including with profits accumulation, deposit and discretionary funds. Clerical Medical invests in with profits and unit-linked funds, the financial year for this fund is 1 November to 31 October and the financial information included is for this period. These amounts are not included in the Pension Fund Net Assets Statement in accordance with regulation 5(2)c of the Pension Scheme (Management and Investment of Funds) Regulations 1998 (SI 1998 No 1831).

2014/15	Prudential	2015/16
£000		£000
5,207	Value of AVC fund at beginning of year	5,441
-	Correction opening value	(1,299)
755	Employees' contributions and transfers in	634
308	Investment income	151
(829)	Benefits paid and transfers out	(842)
5,441	Value of AVC fund at year end	4,085

1.11.2013 - 31.10.2014	Clerical Medical	1.11.2014 - 31.10.2015
£000		£000
3,913	Value of AVC fund at beginning of year	3,788
198	Employees' contributions	149
197	Investment income	235
(520)	Benefits paid and transfers out	(591)
3,788	Value of AVC fund at year end	3,581

21. List of Scheduled and Admitted Bodies

Scheduled Bodies

Buckinghamshire County Council
Buckinghamshire Fire and Rescue Service
Thames Valley Police
Aylesbury Vale District Council
Chiltern District Council
Milton Keynes Council
South Bucks District Council
Wycombe District Council

Amersham Town Council
Aston Clinton Parish Council
Aylesbury Town Council
Bletchley & Fenny Stratford Town Council
Broughton & Milton Keynes Parish Council
Buckingham Town Council
Buckinghamshire Care
Buckinghamshire Support
Burnham Parish Council
Campbell Park Parish Council
Chalfont St Giles Parish Council
Chalfont St Peter Parish Council
Chepping Wycombe Parish Council
Chesham Bois Parish Council
Chesham Town Council
Chiltern Crematorium
Chilterns Conservation Board
Coldharbour Parish Council
Gerrards Cross Parish Council
Great Missenden Parish Council
Hambleden Parish Council
Hazlemere Parish Council
Iver Parish Council
Lane End Parish Council
Little Marlow Parish Council
Longwick-cum-Ilmer Parish Council
Loughton Parish Council
Marlow Town Council
Newport Pagnell Town Council
Newton Longville Parish Council
Olney Town Council
Piddington & Wheeler End Parish Council
Princes Risborough Town Council
Shenley Brook End and Tattenhoe Parish Council
Shenley Church End Parish Council
Stantonbury Parish Council
Stony Stratford Town Council
Waddesdon Parish Council

Wendover Parish Council
West Bletchley Town Council
West Wycombe Parish Council
Winslow Town Council
Woburn Sands Town Council
Wolverton & Greenleys Town Council
Wooburn & Bourne End Parish Council
Woughton Community Council

Alfriston School
Amersham School
Amersham & Wycombe College
Aylesbury College
Aylesbury Grammar School
Aylesbury High School
Aylesbury Vale Academy
Beaconsfield High School
Beechview Middle School
Bedgrove Infant School
Bedgrove Junior School
Bourne End Academy
Bourton Meadow Academy
Bridge Academy
Brill CofE School
Brookmead School
Brooksward School
Brushwood Middle School
Buckinghamshire New University
Buckinghamshire University Technical College
Burnham Grammar School
Burnham Park E-Act Academy
Bushfield School
Castlefield School
Chalfonts Community College
Chalfont St Peter CE Academy
Chalfont Valley E-Act Academy
Charles Warren Academy
Chepping View Primary Academy
Chesham Grammar School
Chiltern Hills Academy
Cottesloe School
Danesfield School
Denbigh School
Denham Green E-Act Academy
Dr Challoner's Grammar School
Dr Challoner's High School
George Grenville Academy
Germander Park School
Gerrards Cross CE School

Glastonbury Thorn First School
 Great Marlow School
 Great Missenden CoE Combined School
 Green Park School
 Hamilton Academy
 Hazeley Academy
 Heronsgate School
 Highcrest Academy
 Holmer Green Senior School
 Ivingswood Academy
 Kents Hill School
 Khalsa Secondary Academy
 John Colet School
 John Hampden Grammar School
 Lace Hill Academy
 Lent Rise Academy
 Lord Grey School
 Loudwater Combined School
 Loughton School
 Middleton Primary
 Milton Keynes Academy
 Milton Keynes Development Partnership
 Milton Keynes Service Partnership
 Milton Keynes College
 NET Academies Trust
 New Bradwell Combined School
 New Chapter Primary School
 Oakgrove School
 Olney Infant School
 Orchard Academy
 Ousedale School
 Overstone Combined School
 Oxley Park Academy
 PCC for Thames Valley
 Portfields Combined School
 Princes Risborough School
 Rickley Park Primary School
 Royal Grammar School
 Royal Latin School
 St Nicolas' CE Combined School Taplow
 St Paul's RC School
 Seer Green CofE School
 Shenley Brook End School
 Shepherdswell School
 Sir Henry Floyd Grammar School
 Sir Herbert Leon Academy
 Sir Thomas Fremantle Academy
 Sir William Borlase's Grammar School
 Sir William Ramsay School
 Southwood Middle School
 Stanton School
 Stantonbury Campus

Stephenson Academy
 The Beaconsfield School
 The Premier Academy
 The Radcliffe School
 Two Mile Ash School
 Waddesdon CE School
 Walton High
 Wycombe High School
 Wyvern School

Election Fees:
 Aylesbury Vale Local
 Aylesbury Vale Parliamentary
 Chiltern Local
 Chiltern Parliamentary
 Milton Keynes Local
 Milton Keynes Parliamentary
 Wycombe Local
 Wycombe Parliamentary
 South Bucks Local
 South Bucks Parliamentary

Admitted Bodies

Acorn Childcare
Action for Children
Action for Children (Children's Centres)
Adventure Learning Foundation (BCC)
Adventure Learning Foundation (WDC)
Alliance in Partnership
Ambassadors Theatre Group
AMEY plc
Archgate Cleaning
Ashridge Security Management
Aylesbury Vale Dial-a-Ride
Beacon Housing Association
Birkin Cleaning (John Colet)
Birkin Cleaning (Oakgrove School)
Braybourne Cleaning Services
Bucks Association of Local Councils
Bucks County Museum Trust
Bucks Learning Trust
Capita (WDC)
Chiltern Rangers CIC
Cleantec Services Limited
Connection FS (BCC)
Connexions Buckinghamshire
Enterprise Support Services UK
Excelcare
Frosts (MKC)
Heritage Care
Hertsmere Leisure Trust
Hightown Praetorian & Churches Housing Association
Innovate Ltd
Kids Play Ltd
MK Dons
NSL Services Group
Oxfordshire Health NHS Foundation Trust
Oxon PCT (SALT)
Paradigm Housing Association
Penn School
Places for People Leisure
Police Superintendents Association
Red Kite Community Housing Ltd
Ringway Infrastructure Services
Ringway Jacobs
Risk Management Security Services
SCS Wothorpe Ltd
Serco (MKC)
Serco (MKSP)
Servest Group Limited
Sports Leisure Management
Spurgeons
Stantonbury Arts & Leisure
The Fremantle Trust
Vale of Aylesbury Housing Trust
Wolverton & Watling Way Pools Trust
Wycombe Dial-A-Ride

Contact Us

If you would like further information on the contents of this annual report, please contact:

Governance, Management and Investments

Mark Preston

Finance Director, Consultancy

Buckinghamshire Business Services Plus

Buckinghamshire County Council

Email: mpreston@buckscc.gov.uk

Julie Edwards

Pensions and Investments Manager

Pensions and Investments Team

Email: jedwards@buckscc.gov.uk

Sam Price

Principal Pensions Officer (Administration)

Pensions and Investments Team

Email: sprice@buckscc.gov.uk

Pensions and Investments Team
Buckinghamshire County Council
County Hall
Walton Street
Aylesbury
Buckinghamshire
HP20 1UD

Email: pensions@buckscc.gov.uk

Website: www.buckscc.gov.uk/pensions

Glossary of Terms and Acronyms Used

Active Management

A style of investment management where the fund manager aims to out-perform a benchmark by superior asset allocation, market timing or stock selection (or a combination of these). Compare with passive management.

Actuary

A person or firm that analyses the assets and future liabilities of a pension fund and calculates the level of employers' contributions needed to keep the Fund solvent.

Additional Voluntary Contributions (AVCs)

AVCs are paid by a contributor who decides to supplement their pension by paying extra contributions to the Scheme's AVC providers (Clerical Medical and Prudential).

Admitted Bodies

These are employers who have been allowed into the Fund at the County Council's discretion.

Alternative Investments

These are less traditional investments where risks can be greater but potential returns higher over the long term, e.g. investments in private equity partnerships, hedge funds, commodities, foreign currency and futures.

Asset Allocation

The appointment of a fund's assets between asset classes and/or world markets. The long-term strategic asset allocation of a fund will reflect the fund's investment objectives. In the short term, the fund manager can aim to add value through tactical asset allocation decisions.

Benchmark

A yardstick against which the investment policy or performance of a fund manager can be compared. Asset allocation benchmarks vary from the average fund distribution (as measured by one of the performance surveys) to customised benchmarks tailored to a particular fund's requirements.

Communities and Local Government (CLG)

Formerly the Office of the Deputy Prime Minister (ODPM), CLG is the government department responsible for the Local Government Pension Scheme.

Commutation

The conversion of an annual pension entitlement into lump sum on retirement.

Contingent Liability

A possible loss, subject to confirmation by an event after the balance sheet date, where the outcome is uncertain in terms of cost.

Corporate Bonds

Corporate Bonds are debt obligations issued by private corporations to finance a variety of purposes, e.g. business expansion. When a bond is issued, the corporation promises to return the money on a specified date, paying a stated rate of interest. Bonds do not provide ownership interest in the corporation.

Corporate Governance

Issues relating to the way in which a company ensures that it is attaching maximum importance to the interest of its shareholders and how shareholders can influence management. Issues such as executive pay levels and how institutional investors use their votes have been the subject of much debate.

Custody, Custodian

Safekeeping of securities by a financial institution. The custodian keeps a record of client investments and may also collect income, process tax reclaims and provide various other services according to client instructions.

Dividend

The part of a company's after-tax earnings, which is distributed to the shareholders in the form of cash or shares. The directors of the company decide how much dividend is to be paid and when. The dividend is neither automatic nor guaranteed for ordinary shareholders.

Emerging Markets

The financial markets of developing countries.

Equities

Shares in UK and overseas companies.

Fixed Interest

Income that remains constant during the life of the asset, such as income derived from bonds, annuities and preference shares.

FTSE All-Share Index

An arithmetically weighted index of leading UK shares (by market capitalisation) listed on the London Stock Exchange. Updated daily, the FTSE 100 Index ("Footsie") covers only the largest 100 companies.

Gilts, Gilt-edged Securities

The familiar name given to sterling, marketable, fixed interest securities (or bonds) issued by the British Government.

Hedge Fund

A specialist fund that seeks to generate consistent returns in all market conditions by exploiting opportunities resulting from inefficient markets.

Index-linked Gilts

Both the interest payments (coupons) and the value of the eventual capital repayment for index-linked gilts are adjusted in line with the change in inflation, as measured by the retail prices index (RPI). Investors are thus protected against the value of their investments being eroded by inflation.

Mature Scheme

A pension scheme with a high proportion of pensioners and a low proportion of current members. In a mature scheme contributions are normally less than benefits paid out.

Myners Report

In 2001, Paul Myners issued a report that had been commissioned by HM Treasury on the subject of Institutional Investment.

Passive Management

A style of investment management that seeks to attain performance equal to market or index returns.

Risk

In its simplest sense, risk is the variability of returns. Investments with greater inherent risk must promise higher expected returns if investors are to invest in them.

Scheduled Bodies

These are organisations that have a right to be in the Fund.

Specialist Management

A fund management arrangement whereby a number of managers each concentrate on a different asset class. A specialist fund manager is concerned primarily with stock selection within the specialist asset class. Asset allocation decisions are taken by the trustees, their consultant or a specialist tactical asset allocation manager.

Stock Selection

The process of deciding which stocks to buy within an asset class.

Style

The philosophy behind the way in which a manager manages the fund.

Tracker Fund

A fund which matches investment performance to a particular stock market index.

Transfer Value

A cash sum representing the value of a member's pension rights.

Unit Trust

A pooled fund in which investors can buy and sell units on an ongoing basis. Known as mutual funds in the US and some other countries.

Unquoted Securities

Shares which are dealt in the market but which are not subject to any listing requirements and are given no official status.

Value Manager

A fund manager who aims to select stocks that he believes to have potential not reflected in the current share price.

WM Company

The company that provides the Fund's performance measurement information.

PENSION FUND COMMITTEE FORWARD PLAN

D:\Moderngov\Data\Agendaitemdocs\6\4\2\Ai00047246\[Aow33Bg.Xls]Forward Plan

Updated	18-Jul-16
Printed	19-Jul-16

27 July 2016

Agenda Item	Aylesbury, County Hall Author	Cyclical Item?
Apologies / Declarations of interest / Minutes	--	
Declarations of interest / Minutes	Chairman	
Annual Accounts Audit	Julie Edwards /Grant Thornton	Annually
Annual Report 2015/16	Cheryl Platts	Annually
Forward Plan	Julie Edwards	Every meeting
Exclusion of Press and Public		
Confidential Minutes		
Global Thematic Partners Review	Mercer	No
Fund Manager Presentation	Global Thematic Partners	No
Training Session:Infrastructure	Mercer	No
Date of next meeting / AOB	--	

27 September 2016

Agenda Item	Aylesbury, County Hall Author	Cyclical Item?
Apologies / Declarations of interest / Minutes	--	Every meeting
Buckinghamshire Pension Board Minutes	Steve Mason	4 monthly
Governance Update		Annually
Risk Register	Julie Edwards	6 monthly
Forward Plan	Julie Edwards	Every meeting
Exclusion of Press and Public		
Confidential Minutes		
Buckinghamshire Pension Board Confidential Minutes	Steve Mason	4 monthly
Brunel Pension Partnership Update	Julie Edwards	No
Fund Manager Performance	Julie Edwards	Quarterly
Fund Managers Presentation	TBA	No
Training Session: Strategy Review Training	Mercer	No
Date of next meeting / AOB	--	

12 December 2016

Agenda Item	Aylesbury, County Hall Author	Cyclical Item?
Apologies / Declarations of interest / Minutes	--	
Buckinghamshire Pension Board Minutes	Steve Mason	4 monthly
Pension Fund Risk Register	Julie Edwards	6 monthly
Verbal Feedback from Local Authority Pension Forum		Annual

PENSION FUND COMMITTEE FORWARD PLAN

D:\Moderngov\Data\Agendaitemdocs\6\4\2\Ai00047246\[Aow33Bg.Xls]Forward Plan

Updated	18-Jul-16
Printed	19-Jul-16

Forward Plan	Julie Edwards	No
Exclusion of Press and Public		
Confidential Minutes		
Buckinghamshire Pension Board Confidential Minutes	Steve Mason	4 monthly
Fund Managers' Performance	Julie Edwards	Quarterly
Actuarial Valuation	Barnett-Waddingham	Triennial
Mirabaud Review	Mercer	No
Fund Managers Presentation	Mirabaud	No
Date of next meeting / AOB	--	

February 2017	Aylesbury, County Hall	
Agenda Item	Author	Cyclical Item?
Apologies / Declarations of interest / Minutes	--	
Risk Register	Julie Edwards	6 monthly
Treasury Management Service Level Agreement	Julie Edwards	Annual
Forward Plan	Julie Edwards	Every meeting
Exclusion of Press and Public		
Confidential Minutes		
Fund Manager Performance	Julie Edwards	Quarterly
Investment Strategy Review	Mercer	Triennial
Fund Manager Presentation	TBA	No
Date of next meeting / AOB	--	

March 2017	Aylesbury, County Hall	
Agenda Item	Author	Cyclical Item?
Apologies / Declarations of interest / Minutes	--	
Forward Plan	Julie Edwards	Every meeting
Exclusion of Press and Public		
Confidential Minutes		
Brunel Pension Partnership Update	Julie Edwards	No
Fund Manager Performance	Julie Edwards	Quarterly
Fund Manager Presentation	TBA	No
Date of next meeting / AOB	--	

PENSION FUND COMMITTEE FORWARD PLAN

D:\Moderngov\Data\Agendaitemdocs\6\4\2\Ai00047246\[\$1Aow33Bg.Xls]Forward Plan

Updated	18-Jul-16
Printed	19-Jul-16

May 2017		Aylesbury, County Hall	
Agenda Item	Author		Cyclical Item?
Apologies / Declarations of interest / Minutes	--		
Buckinghamshire Pension Board Minutes	Steve Mason		4-monthly
External Audit Plan	Grant Thornton		Annual
Annual Accounts	Julie Edwards		Annual
Forward Plan	Julie Edwards		Every meeting
Exclusion of Press and Public			
Confidential Minutes			
Confidential Buckinghamshire Pension Board Minutes	Steve Mason		4 monthly
Fund Manager Performance	Julie Edwards		Quarterly
Brunel Pension Partnership Update	Julie Edwards		No
Fund Manager Presentation	TBA		No
Date of next meeting / AOB	--		

By virtue of paragraph(s) 3 of Part 1 of Schedule 12A
of the Local Government Act 1972.

Document is Restricted

By virtue of paragraph(s) 3 of Part 1 of Schedule 12A
of the Local Government Act 1972.

Document is Restricted

By virtue of paragraph(s) 3 of Part 1 of Schedule 12A
of the Local Government Act 1972.

Document is Restricted

By virtue of paragraph(s) 3 of Part 1 of Schedule 12A
of the Local Government Act 1972.

Document is Restricted

By virtue of paragraph(s) 3 of Part 1 of Schedule 12A
of the Local Government Act 1972.

Document is Restricted

